



2004 Sun Devil Baseball

ASU Media Relations
(P) 480-965-6594
(F) 480-965-5408
Baseball Contact: Jeff Evans
E-Mail: Jeff.Evans@asu.edu
Website: www.TheSunDevils.com

2004 Record: 9-2, 0-0 Pac-10
2004 Home Record: 5-0
2004 Road/Neutral Record: 4-2
2004 vs. Ranked Opponents: 5-0
ASU All-Time Record: 2,326-1,138-6
Head Coach: Pat Murphy (369-180-1)

2004 Schedule and Results

(9-2, 0-0 Pac-10)

| DATE | OPPONENT | RESULT/TIME |
|------|----------------------|-------------|
| 2/6 | Florida State (#18) | W, 2-1 |
| 2/7 | Florida State (#18) | W, 10-9 |
| 2/8 | Florida State (#18) | W, 12-6 |
| 2/13 | CS Northridge^ | W, 13-3 |
| 2/14 | Utah^ | W, 11-0 |
| 2/15 | Oklahoma^ | L, 0-6 |
| 2/16 | Gonzaga | W, 10-7 |
| 2/20 | Lamar# | L, 4-5 |
| 2/21 | Memphis# | W, 7-0 |
| 2/22 | Rice# (#1) | W, 3-1 |
| 2/24 | Arizona (#16) | W, 4-0 |
| 2/27 | UConn | 7 p.m. |
| 2/28 | UConn | 1 p.m. |
| 2/29 | UConn | 1 p.m. |
| 3/5 | East Carolina | 7 p.m. |
| 3/6 | East Carolina | 1 p.m. |
| 3/7 | East Carolina | 1 p.m. |
| 3/12 | Tulane | 7 p.m. |
| 3/13 | Tulane | 1 p.m. |
| 3/14 | Tulane | 1 p.m. |
| 3/16 | Oklahoma State | 7 p.m. |
| 3/17 | Oklahoma State | 7 p.m. |
| 3/19 | California* | 7 p.m. |
| 3/20 | California* | 1 p.m. |
| 3/21 | California | 1 p.m. |
| 3/26 | Washington* | 7 p.m. |
| 3/27 | Washington* | 1 p.m. |
| 3/28 | Washington* | 1 p.m. |
| 4/2 | USC* | 7 p.m. |
| 4/3 | USC* | 1 p.m. |
| 4/4 | USC* | 1 p.m. |
| 4/8 | Oral Roberts | 7 p.m. |
| 4/9 | Oral Roberts | 7 p.m. |
| 4/10 | Oral Roberts | 1 p.m. |
| 4/12 | Arizona | 7 p.m. |
| 4/16 | at UCLA* | 6 p.m. |
| 4/17 | at UCLA* | 1 p.m. |
| 4/18 | at UCLA* | 1 p.m. |
| 4/23 | at Washington State* | 3 p.m. |
| 4/24 | at Washington State* | 1 p.m. |
| 4/25 | at Washington State* | 12 p.m. |
| 4/27 | at Wichita State | 7 p.m. |
| 4/28 | at Wichita State | 7 p.m. |
| 5/3 | New Mexico State | 7 p.m. |
| 5/4 | New Mexico State | 7 p.m. |
| 5/14 | Oregon State* | 7 p.m. |
| 5/15 | Oregon State* | 7 p.m. |
| 5/16 | Oregon State* | 1 p.m. |
| 5/18 | at New Mexico | 7 p.m. |
| 5/19 | at New Mexico State | 6 p.m. |
| 5/21 | at Arizona* | 7 p.m. |
| 5/22 | at Arizona* | 7 p.m. |
| 5/23 | at Arizona* | 1 p.m. |
| 5/28 | at Stanford* | 6 p.m. |
| 5/29 | at Stanford* | 1 p.m. |
| 5/30 | at Stanford* | 1 p.m. |

* Pac-10 Game,
^ Coca-Cola Classic (Surprise, Ariz.)
Coca-Cola Rice Baseball Classic (Houston, Texas)

| | |
|---------------------------|-------------------------|
| Sports Weekly/ESPN #7 | Baseball America #12 |
| Collegiate Baseball #7 | NCBWA #8 |

No. 7 Arizona State Baseball Continues Homestand With Three-Game Series Against Connecticut This Weekend At Packard Stadium

Game 12-14



Arizona State Sun Devils (9-2, 0-0 Pac-10)

#7 Collegiate Baseball; #7 Sports Weekly/ESPN; #8 NCBWA, #12 Baseball America

vs. Connecticut Huskies (0-0, 0-0 BIG EAST)

Home 6-8



Tempe, Ariz. • Bobby Winkles Field at Packard Stadium • Feb. 27-29, 2004

PROBABLE PITCHERS

Feb. 27 vs. UConn, 7 p.m. MST
UConn - Jeff Hourigan, RHP (0-0, 0.00 ERA)
ASU - Jeff Mousser, RHP (0-0, 2.55 ERA)

Feb. 28 vs. UConn, 1 p.m. MST
UConn - Mike James, RHP (0-0, 0.00 ERA)
ASU - Pat Cassa, LHP (1-1, 2.70 ERA)

Feb. 29 vs. UConn, 1 p.m. MST
UConn - Nick Tucci, RHP (0-0, 0.00 ERA)
ASU - Jason Urquidez, RHP (3-0, 0.90 ERA)

ASU vs. UConn

All-Time Record vs. UConn: First Meeting
ASU vs. schools from Connecticut: 1-0

NATIONAL RANKINGS

Arizona State (9-2) is ranked in all four national polls, including top-10 rankings in three of the four. ASU ranks as high as No. 7 by *Collegiate Baseball* and *Sports Weekly*. The Devils also moved up four spots to No. 12 by *Baseball America* and remains No. 8 by NCBWA. The **Sun Devils** have now been ranked in the national polls for 82 consecutive polls. Connecticut is not ranked and is opening the 2004 season.

MEDIA EXPOSURE

The Sunday series finale between Connecticut and Arizona State will be broadcast live over the airwaves in the Phoenix area on 1060 AM, The Deuce. Tim Healey and Bob Eger will call all the action from the Packard Stadium press box. The game is also available on the internet via www.TheSunDevils.com. All three games will also feature the live statistical GameTracker on ASU's website.

DID YOU KNOW?

Arizona State is currently 5-0 against ranked opponents this year with wins over No. 18 Florida State, No. 16 Arizona and No. 1 Rice... Over the last three games the ASU pitching staff has given up only one run (0.33 ERA) and seven hits... junior shortstop Dustin Pedroia has eight multi-hit games.

THE STORYLINE

The Sun Devils (9-2) and the Huskies (0-0) meet for the first time with a three-game series this weekend at Packard Stadium. The Sun Devils head into the weekend set with three straight wins, including a pair of shutouts. The Devils defeated rival Arizona 4-0 Tuesday night behind the 10 strikeouts from starter Brett Bordes.

What's On Tap:

The Sun Devil Baseball team (9-2) continue a 25-game homestand this weekend with a three-game series against the University of Connecticut Huskies (0-0). The Devils have won three straight, including a pair of shutouts against Memphis (7-0) and No. 16 Arizona (4-0). The Huskies open their 2004 campaign this weekend after going 24-23 last year with a 10-15 record in the BIG EAST. Under first-year head coach Jim Penders, UConn hauled in the top recruiting class in the Northeast according to *Baseball America*. Following the UConn series, ASU will host East Carolina (Mar. 5-7) and nationally ranked Tulane (Mar. 12-14).

Streaking Devils:

The Sun Devils are coming off a successful trip to Texas in which they went 2-1 at the Coca-Cola Classic hosted by Rice University at Reckling Park in Houston. They also added a 4-0 victory over rival and 16th-ranked Arizona on Tuesday and have won three straight. The Devils dropped a close 5-4 game to Lamar to open the tournament, then bounced back to beat Memphis (7-0) and No. 1 Rice (3-1). Lamar jumped into the national polls (No. 23) after the weekend tournament. ASU has posted an impressive 0.33 ERA during the three-game winning streak, giving up only one run and seven hits in 27.0 IP. Sun Devil shortstop Dustin Pedroia is hitting .700 (7-for-10) during the winning streak.

Quick Hits:

- Junior shortstop Dustin Pedroia has hits in 10 of ASU's 11 games, including eight multi-hit games.
- ASU's pitchers have given up only one run in the last three games (27.0 IP) and seven hits for a 0.33 ERA.
- Jason Urquidez leads the team with a 3-0 record and a 0.90 ERA in his three starts. He has 23 K's in 20.0 IP.
- Freshman Colin Curtis leads the team with two home runs and 10 RBI. He is hitting .368 (14-for-38).
- Led by Pedroia's 10 doubles, ASU already has 31 in 11 games this season. ASU had 160 in 68 games in 2003.
- With the 2-1 victory Friday over Florida State, ASU is now 26-2 in season openers since 1977.
- The Devils have been ranked in 82 consecutive national polls dating back to the start of 2000.
- ASU features three freshman (Curtis, Bresnehan, Zinicola) that are among *Baseball America's* top 50 freshman.
- ASU is scheduled to play 33 games at Packard Stadium and 40 of its 56 games in the state of Arizona.



ARIZONA STATE UNIVERSITY

Sun Devil Baseball 2004

2004 National Polls

Baseball America (2/23)

| | |
|--------------------------|------|
| 1. Stanford | 10-2 |
| 2. Rice | 5-2 |
| 3. Louisiana State | 6-1 |
| 4. Miami | 4-2 |
| 5. Georgia Tech | 6-0 |
| 6. Texas | 11-2 |
| 7. South Carolina | 6-0 |
| 8. Long Beach State | 7-2 |
| 9. Tulane | 5-1 |
| 10. Auburn | 5-1 |
| 11. Clemson | 0-0 |
| 12. Arizona State | 8-2 |
| 13. Cal State Fullerton | 6-6 |
| 14. Wichita State | 0-0 |
| 15. Baylor | 3-4 |
| 16. Arizona | 5-3 |
| 17. North Carolina | 3-0 |
| 18. Mississippi | 3-0 |
| 19. Notre Dame | 2-0 |
| 20. Texas A&M | 7-0 |
| 21. Florida Atlantic | 10-0 |
| 22. Florida | 6-3 |
| 23. Nebraska | 3-0 |
| 24. North Carolina State | 4-0 |
| 25. Florida State | 7-3 |

Sports Weekly/ESPN (2/23)

| | |
|--------------------------|-------|
| 1. Stanford | 10-2 |
| 2. Rice | 5-2 |
| 3. Texas | 11-2 |
| 4. Miami | 4-2 |
| 5. Louisiana State | 6-1 |
| 6. Georgia Tech | 6-0 |
| 7. Arizona State | 8-2 |
| 8. South Carolina | 6-0 |
| 9. Long Beach State | 7-2 |
| 10. Tulane | 5-1 |
| 11. Clemson | 0-0 |
| 12. Notre Dame | 2-0 |
| 13. Wichita State | 0-0 |
| 14. Auburn | 5-1 |
| 15. North Carolina | 3-0 |
| 16. Florida Atlantic | 10-0 |
| 17. Nebraska | 3-0 |
| 18. Cal State Fullerton | 6-6 |
| 19. Arizona | 5-3-1 |
| 20. Baylor | 3-4 |
| 21. Mississippi | 3-0 |
| 22. Florida State | 7-3 |
| 23. Texas A&M | 7-0 |
| 24. North Carolina State | 4-0 |
| 25. Florida | 6-3 |

Collegiate Baseball (2/23)

| | |
|-------------------------|-------|
| 1. Louisiana State | 6-1 |
| 2. Stanford | 10-2 |
| 3. Georgia Tech | 6-0 |
| 4. Texas | 11-2 |
| 5. Rice | 5-2 |
| 6. South Carolina | 6-0 |
| 7. Arizona State | 8-2 |
| 8. Miami, Fla. | 4-2 |
| 9. Wichita State | 0-0 |
| 10. Notre Dame | 2-0 |
| 11. Long Beach State | 7-2 |
| 12. Florida Atlantic | 10-0 |
| 13. Tulane | 5-1 |
| 14. Texas A&M | 7-0 |
| 15. Auburn | 5-1 |
| 16. Nebraska | 3-0 |
| 17. Clemson | 0-0 |
| 18. North Carolina | 3-0 |
| 19. Arizona | 5-3-1 |
| 20. Cal State Fullerton | 6-6 |
| 21. Florida | 6-3 |
| 22. Washington | 5-1 |
| 23. Florida State | 7-3 |
| 24. Lamar | 6-2 |
| 25. Minnesota | 0-0 |

NCAA Record Consecutive Games Scoring Streak Ends at 506:

The Sun Devils had a piece of history come to an end when their NCAA record 506 consecutive games scoring streak came to an end Feb. 15 against Oklahoma. The Sooners ended a streak that began April 8, 1995, a day after the USC Trojans shut out the Sun Devils during Pat Murphy's first year at ASU. "The Streak" saw the Devils go 338-167-1 during the 506-game stretch, scoring 4,755 runs (9.40 per game average) from 1995-2004. The Devils made history on April 7, 2001 when they scored at least one run in their 350th consecutive game, breaking the 12-year-old NCAA record exactly six years to the day when they were last shut out. ASU was shut out 9-0 in that game on April 7, 1995 at Dedeaux Field by left-hander Randy Flores. Coastal Carolina previously held the NCAA record at 349 games set from 1983-1989. ASU also had a stretch of 278 games without being shut out from 1990 to 1994, meaning the program has only been shutout in four games dating back to the 1990 season. Notable pitchers the Devils have faced during the streak include Mark Prior (USC), Jeremy Guthrie (Stanford), Barry Zito (USC), Kirk Saarloos (CS Fullerton), Jason Young (Stanford), Ben Diggins (Arizona), Adam Johnson (CS Fullerton), Ryan Drese (Cal), Jeff Weaver (Fresno State), Chad Hutchinson (Stanford), Abe Alvarez and Adam Pettyjohn (Fresno State). Top prospect David Purcey and Jarod McAuliff led the Sooner to the shutout of the Devils.

NCAA Record Consecutive Game Scoring Streaks:

| | | |
|------------------|-----|---------------------------------|
| Arizona State | 506 | April 8, 1995 - Feb. 14, 2004 |
| Coastal Carolina | 349 | April 16, 1983 - April 10, 1989 |
| Wichita State | 332 | March 13, 1996 - Feb. 23, 2001 |
| Nebraska | 331 | May 3, 1998 - June 1, 2003 |
| Florida State | 326 | April 29, 1984 - Feb. 25, 1989 |

Poll Mechanics:

Arizona State (9-2) remained the same in three of the four major polls and moved up four spots in the Baseball America poll after going 3-1 last week. Ranked for the 82nd consecutive week dating back to the start of the 2000 season, ASU remained No. 7 in the ESPN/Sports Weekly Coaches Poll, No. 8 in the NCBWA poll and No. 7 in the Collegiate Baseball poll. The Devils made the biggest move of the week in the Baseball America poll, jumping four spots from No. 16 to No. 12. ASU entered the 2004 season ranked in all four of the national preseason polls (#7 CB, #10 SW, #11 NCBWA, #18 BA). ASU finished the 2003 season with a 54-14 record and earned a consensus top 10 ranking in all four national polls.

Preseason All-Americans:

Sun Devil juniors Dustin Pedroia and Jeff Larish earned preseason All-America honors from every publication. Pedroia earned first-team honors from the NCBWA, Collegiate Baseball, CollegeBaseballInsider.com, and was a third-team pick by Baseball America. He was also selected as the preseason pick for Pac-10 Player of the Year by Baseball America. Larish, who moves to the outfield for the 2004 season, was a first-team pick by Collegiate Baseball, Baseball America, CollegeBaseballInsider.com, and was a second-team pick by the NCBWA. Larish was also selected as the preseason College Baseball Player of the Year by Street & Smith's.

2004 ARIZONA STATE BASEBALL PRESEASON AWARDS

Baseball America Preseason All-Americans:

Jeff Larish - 1st team
Dustin Pedroia - 3rd team

Baseball America Preseason All-Pac-10:

Dustin Pedroia - Shortstop (Player of the Year)
Jeff Larish - Outfield
Jason Urquidez - Relief Pitcher

Baseball America Top Pac-10 Newcomers:

Colin Curtis - No. 4

Baseball America Top Pac-10 Prospects:

Jeff Larish - No. 1
Dustin Pedroia - No. 6

Baseball America Best Tools:

Dustin Pedroia - Best Defensive Shortstop (NCAA)
Dustin Pedroia - Best Defensive Shortstop (Pac-10)
Erik Averill - Best Control

Baseball America Top Transfers:

Jeff Mousser - No. 12

Baseball America's Fab 50 By Class:

Freshman:

Colin Curtis - No. 10
Pat Bresnahan - No. 27
Zechry Zinicola - No. 30

Sophomores:

Travis Buck - No. 30

Juniors:

Jeff Larish - No. 4
Dustin Pedroia - No. 36

Collegiate Baseball Preseason All-Americans:

Jeff Larish - 1st team
Dustin Pedroia - 1st team

NCBWA Preseason All-Americans:

Jeff Larish - 2nd team
Dustin Pedroia - 1st team

CollegeBaseballInsider.com All-Americans:

Jeff Larish - 1st team
Dustin Pedroia - 1st team

Street & Smith's College Baseball Preview:

Jeff Larish - Preseason Player of the Year



Sun Devil Baseball 2004

Sun Devils Picked To Finish Second in Pac-10:

The Sun Devils enter the season as the preseason pick to finish second in the Pac-10 in a poll of the league coaches. Stanford was picked first, while Arizona, USC and Washington round out the top five. ASU was also picked to finish second by *Collegiate Baseball* and third by *Baseball America*. Here is a look at the three preseason Pac-10 baseball polls:

Pac-10 Poll (Coaches)

1. Stanford
2. Arizona State
3. Arizona
4. USC
5. Washington
6. California
7. UCLA
8. Oregon State
9. Washington State

Collegiate Baseball

1. Stanford
2. Arizona State
3. USC
4. Arizona
5. Washington
6. UCLA
7. California
8. Oregon State
9. Washington State

Baseball America

1. Stanford
2. Arizona
3. Arizona State
4. California
5. USC
6. Washington
7. UCLA
8. Oregon State
9. Washington State

Pedroia Off To Torrid Start:

Junior shortstop Dustin Pedroia is off to a good start, leading the team hitting .543 (25-for-46) with 17 runs scored, 10 doubles, one home run and nine RBI. He has hits in 10 of ASU's 11 games, including eight multi-hit affairs and four games with two or more doubles. He has combined to hit .700 (14-for-20) in ASU's last five games with seven runs, five doubles and five RBI. He hit his first homer of the year to lead off the Lamar game. As a sophomore, Pedroia hit .404 (120-for-297) and was named the Pac-10 Co-Player of the Year. He led the NCAA with 34 doubles, setting the ASU and Pac-10 single-season record and tied for third in the NCAA record books. With 10 doubles, he now has 57 in his career, tying for sixth in the ASU career record books. A career .392 (227-for-579) hitter, Pedroia ranks fourth in the ASU career record books. He has played and started all 137 games of his Sun Devil career and has recorded at least one hit in 117 games (85%). Additionally, the 2003 *Collegiate Baseball* Defensive Player of the Year has made only 16 errors in 587 total chances in the field for a career .973 fielding percentage. He was a two-year starter for the USA Baseball National Team and was named to the all-tournament team in the 2003 Pan American Games in Santo Domingo, Dominican Republic.

Urquidez Tames No. 1 Rice To Earn National Pitcher of the Week Honors:

Arizona State junior starting pitcher Jason Urquidez earned a clean sweep of the national college baseball player of the week awards, earning three more awards after his complete-game victory over No. 1 Rice last Sunday. Urquidez earned national POW honors from *Collegiate Baseball*, NCBWA, Sports Weekly and CollegeBaseballInsider.com. He was also named the Pac-10 Pitcher of the Week after his complete-game three-hitter against No. 1 and defending national champion Rice Owls at Reckling Park in Houston. Urquidez, a junior college transfer from Central Arizona, limited the top-ranked Owls to only one run on three hits, while striking out seven and walking only one. He gave up his only run in his 138-pitch effort with a two-out single in the bottom of the ninth inning. With his third victory of the year, Urquidez went head-to-head with and beat the nation's top pitching prospect in Rice ace Jeff Niemann. Niemann recorded his first loss since late in the 2002 season after going 17-0 as a sophomore in 2003. For the season, the Simi Valley, Calif., native is 3-0 with a 0.90 ERA. He has allowed only 12 hits and struck out a team-leading 23 in 20.0 IP. The honor marks the fourth straight year ASU has won a national pitcher of the week award in the month of February. He became ASU's 47th all-time Pac-10 Pitcher of the Week.

Pitching To Perfection:

The Sun Devil pitching staff has been a big reason behind ASU's solid 9-2 start to the season. Returning only two pitchers from last year's staff that ranked first in the Pac-10 and eighth in the nation with a 3.32 ERA, ASU has relied primarily on its younger pitchers to build a solid 3.24 ERA. Junior Jason Urquidez leads the team with a 3-0 record and a 0.90 ERA. He has struck out 23 batters in 20.0 IP and opponents are hitting only .174 off him. The pitching staff is especially hot in the last three games, limiting its opponent to only one run and seven hits in the last 27.0 IP (0.33 ERA). During that stretch of games the Devils have combined to strike out 31 batters.

Tough Against Ranked Foes:

With a 4-0 shutout victory over Arizona on Tuesday and the 3-1 win over No. 1 Rice on Sunday, ASU improved to a perfect 5-0 on the season against ranked opponents. The Devils opened the season with a three-game sweep of preseason No. 18 Florida State and then handed the defending national champion Owls only their second loss of the year.

Pedroia And Urquidez Sweep Pac-10 Awards:

Arizona State juniors Dustin Pedroia and Jason Urquidez swept the weekly Pac-10 Baseball Awards after helping the No. 7 Sun Devils to a 3-1 record last week. Pedroia (Woodland, Calif.) earned his second Pac-10 Player of the Week award in his career after hitting .688 (11-for-16) with six runs, three doubles, one home run and five RBI. He had three doubles in a 4-for-5 performance against Gonzaga (2/16) and hit his first home run of the year to lead off the game against Lamar (2/20). Urquidez earned the award with his victory over No. 1 and defending national champion Rice. He struck out seven and walked only two in a complete-game, three-hit victory over the Owls. The Player of the Week honor is the second for Pedroia in his career, and the 72nd selection all-time for Arizona State. The Pitcher of the Week honor is the first ever for Urquidez, and the 47th selection all-time for Arizona State.

ASU HEAD COACH

Pat Murphy



Since inheriting the Sun Devil program in August of 1994, Arizona State Baseball Head Coach Pat Murphy has carefully nurtured the tradition of excellence in Tempe, at the same time establishing himself as one of the top collegiate head coaches in the nation. He has guided Arizona State to top-12 national rankings in four of the past seven seasons, including an appearance in the 1998 College World Series national championship game. Murphy has combined to go 369-180-1 in his 10 seasons in Tempe and posts an all-time 28-20 record in NCAA Tournament action. He has a career 742-351-4 record in 19 seasons as a head coach. Murphy recorded his 600th career Division 1 victory in 2002 and recorded his 700th career coaching victory (all levels) with a 14-8 come-from-behind win over No. 11 Notre Dame (2/23/03). ASU has been in 82 straight national polls under Murphy. The Sun Devils also set an NCAA record scoring in 506 straight games.

Month by Month at ASU:

| | |
|----------------|---------|
| January | 40-4 |
| February | 97-34 |
| March | 88-59-1 |
| April | 86-49 |
| May | 54-30 |
| June | 4-5 |

Pat Murphy at ASU

| | |
|-----------------------|-----------|
| Record at ASU | 369-180-1 |
| Pac-10 | 135-104 |
| Non-Conference | 231-76-1 |
| NCAA Tournament | 19-12 |

| | |
|--------------------------|------------------------------|
| Opening Day Record | 9-1 (16-1 overall) |
| Earliest Start | Jan. 15, 1999 (Utah) |
| Latest Start | Feb. 6, 2004 (Florida State) |

Pat Murphy Year-by-Year

Career Record: 742-351-4/19th season
Division I Record: 687-296-2/17th season
Arizona State Record: 369-180-1/10th season

| Year | School | Overall |
|------|------------------------|---------|
| 2004 | Arizona State | 9-2 |
| 2003 | Arizona State | 54-14 |
| 2002 | Arizona State | 37-21 |
| 2001 | Arizona State | 37-20-1 |
| 2000 | Arizona State | 44-15 |
| 1999 | Arizona State | 39-21 |
| 1998 | Arizona State | 41-23 |
| 1997 | Arizona State | 39-22 |
| 1996 | Arizona State | 35-21 |
| 1995 | Arizona State | 34-21 |
| 1994 | Notre Dame | 46-16 |
| 1993 | Notre Dame | 46-16 |
| 1992 | Notre Dame | 48-15 |
| 1991 | Notre Dame | 45-16 |
| 1990 | Notre Dame | 46-12 |
| 1989 | Notre Dame | 48-19-1 |
| 1988 | Notre Dame | 39-22 |
| 1987 | Claremont-Mudd Scripps | 21-18-1 |
| 1986 | Claremont-Mudd Scripps | 24-16 |
| 1983 | Maryville (Tenn.) | 10-21-1 |



Sun Devil Baseball 2004

The Pedroia Record Watch

Career Batting Average:

| | |
|-----------------------------------|------------|
| 1. Kevin Romine (1981-82) | 408 |
| 2. Hubie Brooks (1977-78) | 396 |
| 3. Willie Bloomquist (1997-99) | 394 |
| 4. Dustin Pedroia (2002-P) | 392 |
| 5. Mike Sodders (1980-81) | 389 |
| 6. Dan McKinley (1995-97) | 389 |
| 7. Chris Bando (1975-78) | 388 |
| 8. Bob Horner (1976-78) | 384 |
| 9. Casey Myers (1998-2001) | 384 |
| 10. Roger Schmuck (1970-71) | 381 |
| 11. Oddibe McDowell (1983-84) | 380 |

Career Doubles:

| | |
|-----------------------------------|-----------|
| 1. Clay Westlake (1973-76) | 88 |
| 2. Andrew Beinbrink (1996-99) | 75 |
| 3. Antone Williamson (1992-94) | 70 |
| 4. Casey Myers (1998-2000) | 64 |
| 5. Dan Rumsey (1986-89) | 58 |
| 6. Jeff Phelps (1998-2001) | 57 |
| 7. Dustin Pedroia (2002-P) | 57 |
| 8. Mikel Moreno (1995-98) | 56 |
| 9. Gary Allenson (1973-76) | 55 |
| 10. Alvin Davis (1979-82) | 51 |

Single-Season Doubles:

| | |
|--------------------------------|-----------|
| 1. Dustin Pedroia, 2003 | 34 |
| 2. Chris Bando, 1978 | 30 |
| 3. Antone Williamson, 1993 | 29 |
| 4. Steve Willis, 1988 | 29 |
| 5. Clay Westlake, 1976 | 26 |

The Larish Record Watch

Career Slugging Percentage:

| | |
|---------------------------------|------------|
| 1. Mitch Jones (1999-2000) | 731 |
| 2. Bob Horner (1976-78) | 720 |
| 3. Rick Morris (1985-86) | 681 |
| 4. Roger Schmuck (1970-71) | 650 |
| 5. Jeremy West (2001-03) | 647 |
| 6. Todd Brown (1983-85) | 646 |
| 7. Oddibe McDowell (1983-84) | 644 |
| 8. Hubie Brooks (1977-78) | 638 |
| 9. Andrew Beinbrink (1996-99) | 634 |
| 10. Chris Johnston (1981-82) | 627 |
| 11. Jeff Larish (2002-P) | 586 |

Single-Season RBI:

| | |
|------------------------------|-----------|
| 1. Chris Bando (1978) | 102 |
| 2. Bob Horner (1978) | 100 |
| 3. Mike Sodders (1981) | 100 |
| 4. Casey Myers (2000) | 97 |
| 5. Jeff Larish (2003) | 95 |

Single-Season Walks:

| | |
|------------------------------|-----------|
| 1. Alvin Davis (1982) | 87 |
| 2. Jeff Larish (2003) | 78 |

The .400 Club

| Player | Avg. | Year |
|-----------------------|-------------|-------------|
| Paul Lo Duca | .446 | 1993 |
| Mark Emster | .439 | 1999 |
| Roger Schmuck | .434 | 1971 |
| Hubie Brooks | .432 | 1978 |
| Mike Sodders | .424 | 1981 |
| Dan McKinley | .423 | 1997 |
| Chris Bando | .415 | 1978 |
| Willie Bloomquist | .414 | 1998 |
| Casey Myers | .412 | 2000 |
| Bob Horner | .412 | 1978 |
| Kevin Romine | .410 | 1981 |
| Kevin Romine | .406 | 1982 |
| Ken Landreaux | .406 | 1976 |
| Oddibe McDowell | .405 | 1984 |
| Dustin Pedroia | .404 | 2003 |
| Andrew Beinbrink | .402 | 1999 |

Lowest Team ERA

(Aluminum Bat Era)

| Year | ERA | Record |
|------|------|--------|
| 1975 | 2.35 | 61-13 |
| 1976 | 3.26 | 65-10 |
| 2003 | 3.32 | 53-12* |
| 1977 | 3.44 | 57-12 |
| 1990 | 3.48 | 52-16 |
| 1982 | 3.68 | 58-15 |
| 1989 | 3.68 | 42-19 |
| 1988 | 3.86 | 60-13 |
| 1974 | 3.98 | 39-24 |

*lowest team ERA since ASU joined the Pac-10 in 1979.

Young Guns:

Of the 11 pitchers that have seen action on the mound this season, nine are wearing a Sun Devil uniform for the first time. All but 15.0 of the 89.0 IP have been newcomers to the Sun Devil pitching staff... and they have helped ASU to the first sweep of FSU in school history and a solid 8-2 start. Six of the nine are freshmen (Josh Blake, Quentin Andes, Pat Cassa, Pat Bresnehan, Travis Webb, Zechry Zinicola), with three others transfers (Jeff Mousser, Jason Urquidez, Ty Marotz). Zinicola, Cassa, Bresnehan and Urquidez have picked up wins, while Andes, Blake, Bresnehan and Zinicola each have a save. Sophomore left-handers Brett Bordes (1-0, 8.31 ERA) and Erik Averill (1-0, 4.38 ERA) are the lone returnees on Chris Sinacori's staff that finished with a 3.32 ERA in 2003.

Bresnehan On Fire On The Mound:

Freshman pitcher Pat Bresnehan (Sherborn, Mass.) had had a pair of dominating performances in his last two outings. The hard-throwing right-hander has recorded 12 strikeouts and only four hits while picking up a win and a save in his last two appearances against Gonzaga (2/16) and Arizona (2/24). For the season, Bresnehan is 2-0 with one save and a 3.00 ERA in a team-high five appearances. He was 23rd round draft pick of the Kansas City Royals out of Dover-Sherborn High School and played for the USA Baseball Junior National Team during his prep career.

One Tough Schedule:

The Sun Devils are in the midst of a brutally tough 56-game regular season schedule that has a strength of schedule rated No. 12 in the nation (www.Boydsworld.com). ASU is scheduled to play 24 games against teams that are listed in *Baseball America's* preseason top 25 and another 15 games against teams that are listed in the top 50. The Devils will also play 54% (30 of 56) of their games against teams that advanced to the NCAA Tournament last year and 71% (40 of 56) against teams that have advanced to the postseason in either of the last two years. ASU finished the 2003 season with a 54-14 record and an overall RPI ranked 12th in the nation. The 2004 schedule features six schools that are picked to finish first in their respective conferences: Stanford (Pac-10), Rice (WAC), Wichita State (Missouri Valley Conference), Oral Roberts (Mid-Continent), Tulane (Conference USA), Lamar (Southland).

Home Sweet Home:

Sun Devil baseball has a built in advantage when playing in front of the best college baseball fans on the West Coast. Routinely leading the West Coast in average attendance, ASU has turned in a 169-50-1 (.770) in home games dating back to 1998. ASU has played at Packard Stadium since 1974, having only played the 2002 season at Hohokam Park in Mesa away from the on-campus baseball facility. ASU has an all-time 822-235-1 record at Packard Stadium, including a 5-0 mark in 2004 and having won 13 straight dating back to the UCLA series in 2003. ASU is scheduled to play 34 home games at Packard Stadium this year. The Devils recorded their 800th career victory at Packard Stadium against Penn State (3/1) last year. Here is a look at how ASU has fared in home games dating back to 1998:

Arizona State in Home Games (1998-2004):

| | |
|---------------|-----------------|
| 2004: | 5-0 |
| 2003: | 31-7 |
| 2002: | 29-10 |
| 2001: | 25-9-1 |
| 2000: | 33-8 |
| 1999: | 27-7 |
| 1998: | 19-9 |
| Total: | 169-50-1 |

Pedroia and Urquidez Named All-Tournament at Coca-Cola Classic:

Junior shortstop Dustin Pedroia and starting pitcher Jason Urquidez were both named to the Coca-Cola Spring Training Classic All-Tournament team over the weekend in Surprise. Pedroia hit .545 (6-for-11) in the three games against Cal State Northridge (13-3 win), Utah (11-0 win) and Oklahoma (6-0 loss). He also had two doubles, four walks and three RBI. Urquidez improved to 2-0 on the season with a dominating performance against Utah. ASU is now 5-1 all-time at Surprise Stadium in the Coca-Cola Classic.

Welcome To College Baseball:

Going into the season, preseason prognosticators tabbed the Sun Devils as a young and inexperienced team. Having lost 12 players to the annual MLB draft and returning only two pitchers from the Pac-10's leading pitching staff, the Devils have had to look to several newcomers to become impact players. Through ASU's first 11 games, 13 newcomers and three redshirts have seen action.

Fast Starts:

For the third year in a row the Sun Devils started the season with a perfect 3-0 record and for the seventh time in the last 10 years ASU has at least nine wins after 11 games. Since Pat Murphy took over the program in 1995 the Sun Devils have won nine of 10 season openers and have swept the first three games in eight seasons. The Devils set a school record last year when they opened with a 28-1 record. Here is a look at how ASU has fared in games 10-15 during the Murphy era:

| Games | 1995 | 1996 | 1997 | 1998 | 1999 | 2000 | 2001 | 2002 | 2003 | 2004 |
|-------|------|------|------|------|------|------|------|------|------|------|
| 10 | 8-2 | 8-2 | 6-4 | 8-2 | 10-0 | 8-2 | 9-1 | 7-3 | 9-1 | 8-2 |
| 11 | 8-3 | 9-2 | 6-5 | 9-2 | 11-0 | 9-2 | 10-1 | 7-4 | 10-1 | 9-2 |
| 12 | 9-3 | 10-2 | 7-5 | 10-2 | 11-1 | 10-2 | 11-1 | 8-4 | 11-1 | -- |
| 13 | 10-3 | 11-2 | 8-5 | 10-3 | 11-2 | 11-2 | 11-2 | 8-5 | 12-1 | -- |
| 14 | 11-3 | 11-3 | 9-5 | 11-3 | 11-3 | 11-3 | 12-2 | 9-5 | 13-1 | -- |
| 15 | 12-3 | 12-3 | 9-6 | 12-3 | 12-3 | 11-4 | 13-2 | 10-5 | 14-1 | -- |



Sun Devil Baseball 2004

2004 Arizona State Baseball Game-by-Game Results

(9-2 Overall, 0-0 Pac-10, 5-0 Home, 1-0 Away, 3-2 Neutral)

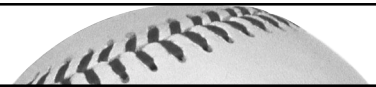
| Date | Opponent | W-L | Score | Att. | ASU Pitcher | Opp. Pitcher | Record | Notes |
|------|---------------------|---------|-------|-------|-----------------|------------------|--------|--|
| 2/6 | Florida State (#18) | W | 2-1 | 3,078 | Zinicola (1-0) | Lynch (1-1) | 1-0 | Gosewisch 2-out, 2-run double in B-9 wins game. |
| 2/7 | Florida State (#18) | W | 10-9 | 3,220 | Bresnehan (1-0) | Lynch (1-2) | 2-0 | Curtis 3x5, 4 RBI, HR. Devils score 3 in B-9. |
| 2/8 | Florida State (#18) | W | 12-6 | 3,386 | Urquidez (1-0) | Sauls (0-1) | 3-0 | Buck 3x3, 4 RBI. Urquidez 9 K's in 5.0 IP. |
| 2/13 | vs. CS Northridge^ | W | 13-3 | 868 | Averill (1-0) | Hochgesang (0-1) | 4-0 | Pedroia 3x4, 2 2B. Curtis 3x4, 3 R. |
| 2/14 | vs. Utah^ | W | 11-0 | 813 | Urquidez (2-0) | Mackay (0-1) | 5-0 | Pedroia 3x4, 3 R, 2 RBI. Urquidez 7 K's in 6.0 IP. |
| 2/15 | vs. Oklahoma^ | L | 0-6 | 1,370 | Cassa (0-1) | Purcey (1-0) | 5-1 | NCAA record 506 game scoring streak ends! |
| 2/16 | Gonzaga | W | 10-3 | 2,172 | Bresnehan (2-0) | Monroe (0-1) | 6-1 | Pedroia 4-for-5, 3 2B. Bresnehan 7 K's in 5.0 IP. |
| 2/20 | vs. Lamar# | L | 4-5 | 3,108 | Zinicola (1-1) | Stutes (2-0) | 6-2 | Pedroia 3x5, HR. Lamar scores two in eighth. |
| 2/21 | vs. Memphis# | W | 7-0 | 3,405 | Cassa (1-1) | Hankins (0-1) | 7-2 | Cassa 9 K's, 1 H in 6.0 IP. Pedroia 3x4, 2 RBI. |
| 2/22 | at Rice# (#1) | W | 3-1 | 3,604 | Urquidez (3-0) | Niemann (0-1) | 8-2 | Urquidez 7 K's, 3 H in complete-game effort. |
| 2/24 | Arizona (#16) | W | 4-0 | 2,748 | Bordes (1-0) | Guyette (1-2) | 9-2 | Bordes 10 K's in 6.0 IP. Pedroia 3x4, 2 2B. |
| 2/27 | UConn | 7 p.m. | | | | | | |
| 2/28 | UConn | 1 p.m. | | | | | | |
| 2/29 | UConn | 1 p.m. | | | | | | |
| 3/5 | East Carolina | 7 p.m. | | | | | | |
| 3/6 | East Carolina | 1 p.m. | | | | | | |
| 3/7 | East Carolina | 1 p.m. | | | | | | |
| 3/12 | Tulane | 7 p.m. | | | | | | |
| 3/13 | Tulane | 1 p.m. | | | | | | |
| 3/14 | Tulane | 1 p.m. | | | | | | |
| 3/16 | Oklahoma State | 7 p.m. | | | | | | |
| 3/17 | Oklahoma State | 7 p.m. | | | | | | |
| 3/19 | California* | 7 p.m. | | | | | | |
| 3/20 | California* | 1 p.m. | | | | | | |
| 3/21 | California | 1 p.m. | | | | | | |
| 3/26 | Washington* | 7 p.m. | | | | | | |
| 3/27 | Washington* | 1 p.m. | | | | | | |
| 3/28 | Washington* | 1 p.m. | | | | | | |
| 4/2 | USC* | 7 p.m. | | | | | | |
| 4/3 | USC* | 1 p.m. | | | | | | |
| 4/4 | USC* | 1 p.m. | | | | | | |
| 4/8 | Oral Roberts | 7 p.m. | | | | | | |
| 4/9 | Oral Roberts | 7 p.m. | | | | | | |
| 4/10 | Oral Roberts | 1 p.m. | | | | | | |
| 4/12 | Arizona | 7 p.m. | | | | | | |
| 4/16 | at UCLA* | 6 p.m. | | | | | | |
| 4/17 | at UCLA* | 1 p.m. | | | | | | |
| 4/18 | at UCLA* | 1 p.m. | | | | | | |
| 4/23 | at Wash. State* | 3 p.m. | | | | | | |
| 4/24 | at Wash. State* | 1 p.m. | | | | | | |
| 4/25 | at Wash. State* | 12 p.m. | | | | | | |
| 4/27 | at Wichita State | 7 p.m. | | | | | | |
| 4/28 | at Wichita State | 7 p.m. | | | | | | |
| 5/3 | New Mexico State | 7 p.m. | | | | | | |
| 5/4 | New Mexico State | 7 p.m. | | | | | | |
| 5/14 | Oregon State* | 7 p.m. | | | | | | |
| 5/15 | Oregon State* | 7 p.m. | | | | | | |
| 5/16 | Oregon State* | 1 p.m. | | | | | | |
| 5/18 | at New Mexico\$ | 7 p.m. | | | | | | |
| 5/19 | at New Mexico St. | 6 p.m. | | | | | | |
| 5/21 | at Arizona* | 7 p.m. | | | | | | |
| 5/22 | at Arizona* | 7 p.m. | | | | | | |
| 5/23 | at Arizona* | 1 p.m. | | | | | | |
| 5/28 | at Stanford* | 6 p.m. | | | | | | |
| 5/29 | at Stanford* | 1 p.m. | | | | | | |
| 5/30 | at Stanford* | 1 p.m. | | | | | | |

* Pac-10 Game, ^ Coca-Cola Spring Training College Baseball Classic (Surprise, Ariz.)

Coca-Cola Rice Baseball Classic, \$ Played at Isotopes Ballpark



Sun Devil Baseball 2004



Arizona State Sun Devil Baseball Overall Statistics

Record: 9-2 Home: 5-0 Away: 1-0 Neutral: 3-2 Pac-10: 0-0

| Player | AVG | GP-GS | AB | R | H | 2B | 3B | HR | RBI | TB | SLG% | BB | HBP | SO | GDP | OB% | SF | SH | SB-ATT | PO | A | E | FLD% |
|----------------------|------|-------|-----|----|-----|----|----|----|-----|-----|------|----|-----|-----|-----|------|----|----|--------|-----|-----|----|-------|
| 2 Dustin Pedroia... | .543 | 11-11 | 46 | 17 | 25 | 10 | 0 | 1 | 9 | 38 | .826 | 8 | 0 | 0 | 2 | .611 | 0 | 1 | 2-3 | 12 | 29 | 4 | .911 |
| 9 Colin Curtis..... | .368 | 11-11 | 38 | 9 | 14 | 2 | 0 | 2 | 10 | 22 | .579 | 8 | 3 | 9 | 2 | .510 | 0 | 0 | 6-7 | 24 | 0 | 0 | 1.000 |
| 32 Chris Cook..... | .333 | 5-1 | 6 | 1 | 2 | 1 | 0 | 0 | 2 | 3 | .500 | 0 | 0 | 3 | 0 | .333 | 0 | 0 | 0-0 | 9 | 0 | 0 | 1.000 |
| 10 Joe Persichina... | .294 | 11-10 | 34 | 6 | 10 | 1 | 0 | 1 | 6 | 14 | .412 | 4 | 4 | 4 | 1 | .429 | 0 | 0 | 0-0 | 72 | 4 | 0 | 1.000 |
| 39 Tuffy Gosewisch.. | .293 | 11-11 | 41 | 6 | 12 | 4 | 0 | 0 | 7 | 16 | .390 | 5 | 0 | 6 | 1 | .370 | 0 | 1 | 0-1 | 96 | 9 | 0 | 1.000 |
| 4 Travis Buck..... | .278 | 11-11 | 36 | 11 | 10 | 3 | 0 | 1 | 10 | 16 | .444 | 14 | 2 | 8 | 3 | .491 | 1 | 0 | 2-2 | 26 | 0 | 1 | .963 |
| 17 Ryan McKenna..... | .250 | 5-1 | 4 | 1 | 1 | 1 | 0 | 0 | 0 | 2 | .500 | 1 | 0 | 2 | 0 | .400 | 0 | 0 | 0-0 | 0 | 0 | 0 | .000 |
| 11 Jeff Larish..... | .227 | 11-11 | 44 | 4 | 10 | 4 | 0 | 0 | 7 | 14 | .318 | 10 | 0 | 13 | 0 | .364 | 1 | 0 | 0-2 | 12 | 0 | 0 | 1.000 |
| 19 Joel Bocchi..... | .190 | 7-6 | 21 | 5 | 4 | 1 | 0 | 0 | 3 | 5 | .238 | 3 | 3 | 5 | 0 | .370 | 0 | 0 | 0-0 | 1 | 0 | 0 | 1.000 |
| 20 Nick Walsh..... | .188 | 8-4 | 16 | 3 | 3 | 0 | 0 | 0 | 0 | 3 | .188 | 1 | 0 | 2 | 1 | .235 | 0 | 2 | 0-0 | 9 | 6 | 1 | .938 |
| 15 Josh Asanovich... | .172 | 9-8 | 29 | 3 | 5 | 2 | 0 | 0 | 5 | 7 | .241 | 2 | 1 | 4 | 0 | .242 | 1 | 0 | 0-0 | 15 | 19 | 2 | .944 |
| 6 Seth Dhaenens.... | .167 | 9-3 | 6 | 3 | 1 | 1 | 0 | 0 | 1 | 2 | .333 | 8 | 0 | 3 | 0 | .643 | 0 | 0 | 0-1 | 2 | 7 | 1 | .900 |
| 14 Frank Mesa..... | .136 | 9-8 | 22 | 4 | 3 | 1 | 0 | 0 | 2 | 4 | .182 | 5 | 1 | 9 | 0 | .321 | 0 | 0 | 0-0 | 6 | 9 | 2 | .882 |
| 16 Nick Cadena..... | .100 | 8-1 | 10 | 1 | 1 | 0 | 0 | 0 | 1 | 1 | .100 | 0 | 0 | 3 | 0 | .100 | 0 | 0 | 1-1 | 0 | 0 | 0 | .000 |
| 37 Zechry Zinicola.. | .091 | 4-2 | 11 | 2 | 1 | 0 | 0 | 0 | 2 | 1 | .091 | 2 | 1 | 4 | 0 | .286 | 0 | 0 | 0-0 | 1 | 1 | 1 | .667 |
| 60 Garrett Schoenber | .000 | 2-0 | 1 | 0 | 0 | 0 | 0 | 0 | 0 | 0 | .000 | 0 | 0 | 0 | 0 | .000 | 0 | 0 | 0-0 | 6 | 0 | 0 | 1.000 |
| Totals..... | .279 | 11-11 | 365 | 76 | 102 | 31 | 0 | 5 | 65 | 148 | .405 | 71 | 15 | 75 | 10 | .414 | 3 | 4 | 11-17 | 294 | 94 | 14 | .965 |
| Opponents..... | .200 | 11-11 | 350 | 38 | 70 | 7 | 2 | 6 | 33 | 99 | .283 | 41 | 5 | 104 | 7 | .291 | 2 | 8 | 7-13 | 277 | 109 | 19 | .953 |

LOB - Team (105), Opp (74). DP's turned - Team (8), Opp (12). IBB - Team (5), Larish 2, Gosewisch 1, Pedroia 1, Buck 1. Picked off - Buck 1, Pedroia 1.

(All games Sorted by Earned run avg)

| Player | ERA | W-L | APP | GS | CG | SHO/CBO | SV | IP | H | R | ER | BB | SO | 2B | 3B | HR | AB | B/Avg | WP | HBP | BK | SFA | SHA |
|----------------------|------|-----|-----|----|----|---------|----|------|-----|----|----|----|-----|----|----|----|-----|-------|----|-----|----|-----|-----|
| 41 Josh Blake..... | 0.00 | 0-0 | 2 | 0 | 0 | 0/1 | 1 | 4.2 | 2 | 2 | 0 | 3 | 4 | 0 | 0 | 0 | 17 | .118 | 0 | 0 | 0 | 0 | 0 |
| 50 Travis Webb..... | 0.00 | 0-0 | 1 | 0 | 0 | 0/1 | 0 | 1.0 | 1 | 0 | 0 | 1 | 1 | 0 | 0 | 0 | 4 | .250 | 0 | 0 | 0 | 0 | 0 |
| 34 Jason Urquidez... | 0.90 | 3-0 | 3 | 3 | 1 | 0/1 | 0 | 20.0 | 12 | 2 | 2 | 7 | 23 | 0 | 0 | 0 | 69 | .174 | 0 | 0 | 0 | 0 | 0 |
| 21 Quentin Andes.... | 2.45 | 0-0 | 2 | 0 | 0 | 0/0 | 1 | 3.2 | 2 | 1 | 1 | 3 | 5 | 0 | 0 | 1 | 11 | .182 | 0 | 0 | 0 | 0 | 1 |
| 35 Jeff Mousser..... | 2.55 | 0-0 | 3 | 3 | 0 | 0/0 | 0 | 17.2 | 13 | 7 | 5 | 3 | 12 | 2 | 0 | 1 | 60 | .217 | 1 | 2 | 0 | 2 | 3 |
| 26 Pat Cassa..... | 2.70 | 1-1 | 3 | 2 | 0 | 0/1 | 0 | 13.1 | 7 | 4 | 4 | 4 | 13 | 0 | 1 | 1 | 46 | .152 | 0 | 0 | 0 | 0 | 0 |
| 40 Pat Bresnehan... | 3.00 | 2-0 | 5 | 0 | 0 | 0/1 | 1 | 9.0 | 5 | 3 | 3 | 5 | 13 | 1 | 0 | 0 | 29 | .172 | 0 | 1 | 0 | 0 | 0 |
| 47 Ty Marotz..... | 3.38 | 0-0 | 2 | 0 | 0 | 0/1 | 0 | 2.2 | 3 | 1 | 1 | 1 | 3 | 0 | 0 | 1 | 11 | .273 | 0 | 0 | 0 | 0 | 0 |
| 37 Zechry Zinicola.. | 3.60 | 1-1 | 3 | 0 | 0 | 0/0 | 1 | 5.0 | 5 | 2 | 2 | 2 | 7 | 1 | 0 | 0 | 20 | .250 | 0 | 0 | 0 | 0 | 1 |
| 45 Erik Averill..... | 4.38 | 1-0 | 4 | 1 | 0 | 0/0 | 0 | 12.1 | 10 | 8 | 6 | 5 | 8 | 1 | 1 | 0 | 48 | .208 | 0 | 1 | 1 | 0 | 2 |
| 49 Brett Bordes..... | 8.31 | 1-0 | 3 | 2 | 0 | 0/1 | 0 | 8.2 | 10 | 8 | 8 | 7 | 15 | 2 | 0 | 2 | 35 | .286 | 0 | 1 | 1 | 0 | 1 |
| Totals..... | 2.94 | 9-2 | 11 | 11 | 1 | 3/3 | 4 | 98.0 | 70 | 38 | 32 | 41 | 104 | 7 | 2 | 6 | 350 | .200 | 1 | 5 | 2 | 2 | 8 |
| Opponents..... | 5.75 | 2-9 | 11 | 11 | 0 | 1/1 | 0 | 92.1 | 102 | 76 | 59 | 71 | 75 | 31 | 0 | 5 | 365 | .279 | 11 | 15 | 3 | 3 | 4 |

PB - Team (0), Opp (4). Pickoffs - Team (0), Opp (1). SBA/ATT - Gosewisch (7-13), Urquidez (2-4), Cassa (1-3), Bresnehan (1-2), Mousser (2-2), Bordes (1-2).



Sun Devil Baseball 2003



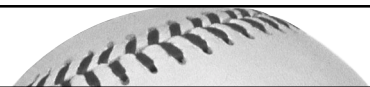
Arizona State Sun Devil Baseball Fielding Statistics

2004 Arizona State Sun Devil Baseball
Overall Statistics for Arizona State (as of Feb 24, 2004)
(All games Sorted by Fielding pct)

| Player | C | PO | A | E | FLD% | DPs | SBA | CSB | SBA% | PB | CI |
|----------------------|-----|-----|-----|----|-------|-----|-----|-----|-------|----|----|
| 39 Tuffy Gosewisch.. | 105 | 96 | 9 | 0 | 1.000 | 1 | 7 | 6 | .538 | 0 | 0 |
| 10 Joe Persichina... | 76 | 72 | 4 | 0 | 1.000 | 6 | 0 | 0 | --- | 0 | 0 |
| 9 Colin Curtis..... | 24 | 24 | 0 | 0 | 1.000 | 0 | 0 | 0 | --- | 0 | 0 |
| 11 Jeff Larish..... | 12 | 12 | 0 | 0 | 1.000 | 0 | 0 | 0 | --- | 0 | 0 |
| 32 Chris Cook..... | 9 | 9 | 0 | 0 | 1.000 | 1 | 0 | 0 | --- | 0 | 0 |
| 60 Garrett Schoenber | 6 | 6 | 0 | 0 | 1.000 | 0 | 0 | 0 | --- | 0 | 0 |
| 26 Pat Cassa..... | 2 | 1 | 1 | 0 | 1.000 | 0 | 1 | 2 | .333 | 0 | 0 |
| 21 Quentin Andes.... | 2 | 0 | 2 | 0 | 1.000 | 0 | 0 | 0 | --- | 0 | 0 |
| 34 Jason Urquidez... | 1 | 0 | 1 | 0 | 1.000 | 0 | 2 | 2 | .500 | 0 | 0 |
| 19 Joel Bocchi..... | 1 | 1 | 0 | 0 | 1.000 | 0 | 0 | 0 | --- | 0 | 0 |
| 49 Brett Bordes..... | 1 | 0 | 1 | 0 | 1.000 | 0 | 1 | 1 | .500 | 0 | 0 |
| 4 Travis Buck..... | 27 | 26 | 0 | 1 | .963 | 0 | 0 | 0 | --- | 0 | 0 |
| 15 Josh Asanovich... | 36 | 15 | 19 | 2 | .944 | 4 | 0 | 0 | --- | 0 | 0 |
| 20 Nick Walsh..... | 16 | 9 | 6 | 1 | .938 | 1 | 0 | 0 | --- | 0 | 0 |
| 2 Dustin Pedroia... | 45 | 12 | 29 | 4 | .911 | 5 | 0 | 0 | --- | 0 | 0 |
| 6 Seth Dhaenens.... | 10 | 2 | 7 | 1 | .900 | 0 | 0 | 0 | --- | 0 | 0 |
| 14 Frank Mesa..... | 17 | 6 | 9 | 2 | .882 | 3 | 0 | 0 | --- | 0 | 0 |
| 35 Jeff Mousser..... | 6 | 1 | 4 | 1 | .833 | 1 | 2 | 0 | 1.000 | 0 | 0 |
| 37 Zechry Zinicola.. | 3 | 1 | 1 | 1 | .667 | 0 | 0 | 0 | --- | 0 | 0 |
| 45 Erik Averill..... | 3 | 1 | 1 | 1 | .667 | 0 | 0 | 0 | --- | 0 | 0 |
| 41 Josh Blake..... | 0 | 0 | 0 | 0 | .000 | 0 | 0 | 0 | --- | 0 | 0 |
| 47 Ty Marotz..... | 0 | 0 | 0 | 0 | .000 | 0 | 0 | 0 | --- | 0 | 0 |
| 16 Nick Cadena..... | 0 | 0 | 0 | 0 | .000 | 0 | 0 | 0 | --- | 0 | 0 |
| 17 Ryan McKenna..... | 0 | 0 | 0 | 0 | .000 | 0 | 0 | 0 | --- | 0 | 0 |
| 50 Travis Webb..... | 0 | 0 | 0 | 0 | .000 | 0 | 0 | 0 | --- | 0 | 0 |
| 40 Pat Bresnehan.... | 0 | 0 | 0 | 0 | .000 | 0 | 1 | 1 | .500 | 0 | 0 |
| Totals..... | 402 | 294 | 94 | 14 | .965 | 8 | 7 | 6 | .538 | 0 | 0 |
| Opponents..... | 405 | 277 | 109 | 19 | .953 | 12 | 11 | 6 | .647 | 4 | 0 |



Sun Devil Baseball 2004



Arizona State Sun Devil Baseball Statistics Summary

Inning-by-inning summary:

| | 1 | 2 | 3 | 4 | 5 | 6 | 7 | 8 | 9 | Total |
|---------------|----|----|----|----|----|----|----|----|----|-------|
| | -- | -- | -- | -- | -- | -- | -- | -- | -- | ----- |
| Arizona State | 21 | 4 | 5 | 10 | 6 | 7 | 7 | 11 | 5 | 76 |
| Opponents | 7 | 6 | 6 | 3 | 2 | 6 | 3 | 2 | 3 | 38 |

Win-loss summary:

| | W | L | T | Pct |
|-------------|----|----|----|-------|
| | -- | -- | -- | ---- |
| Total | 9 | 2 | 0 | .818 |
| Conference | 0 | 0 | 0 | .000 |
| Non-Conf | 9 | 2 | 0 | .818 |
| Home | 5 | 0 | 0 | 1.000 |
| Away | 1 | 0 | 0 | 1.000 |
| Neutral | 3 | 2 | 0 | .600 |
| Day | 3 | 2 | 0 | .600 |
| Night | 6 | 0 | 0 | 1.000 |
| vs Left | 2 | 1 | 0 | .667 |
| vs Right | 7 | 1 | 0 | .875 |
| 1-Run games | 2 | 1 | 0 | .667 |
| 2-Run games | 1 | 0 | 0 | 1.000 |
| 5+Run games | 4 | 1 | 0 | .800 |
| Extra inns | 0 | 0 | 0 | .000 |
| Shutouts | 3 | 1 | 0 | .750 |

General summary:

Current winning streak : 3

Longest winning streak : 5

Longest losing streak : 1

Home attendance : 14613 (5 dates avg = 2922)

Away attendance : 13192 (6 dates avg = 2198)

Total attendance: 27805 (11 dates avg = 2527)



Sun Devil Baseball 2004

Home Runs and Misc. Hitting Breakdown:

| Player | Total | Multi-Hit Games | | | | Multi RBI | HR Total | Home Run Breakdown | | | | | | Last Home Run |
|--------------------|-----------|-----------------|----------|----------|----------|--------------|-------------|--------------------|----------|----------|----------|----------|----------|------------------------------|
| | | 2 | 3 | 4 | 5+ | | | H | A | Solo | 2 | 3 | GS | |
| Josh Asanovich | 0 | 0 | 0 | 0 | 0 | 1 | 0 | 0 | 0 | 0 | 0 | 0 | 0 | None |
| Joel Bocchi | 1 (9) | 1 | 0 | 0 | 0 | 1 | 0 (2) | 0 | 0 | 0 | 0 | 0 | 0 | 2/8/03 vs. BYU |
| Travis Buck | 2 (24) | 1 | 1 | 0 | 0 | 3 | 1 (5) | 0 | 1 | 0 | 1 | 0 | 0 | 2/22/04 vs. Rice |
| Nick Cadena | 0 (6) | 0 | 0 | 0 | 0 | 0 | 0 (6) | 0 | 0 | 0 | 0 | 0 | 0 | 5/19/02 vs. USC |
| Chris Cook | 0 | 0 | 0 | 0 | 0 | 1 | 0 | 0 | 0 | 0 | 0 | 0 | 0 | None |
| Colin Curtis | 3 | 1 | 2 | 0 | 0 | 3 | 2 | 1 | 1 | 2 | 0 | 0 | 0 | 2/21/04 vs. Memphis |
| Seth Dhaenens | 0 | 0 | 0 | 0 | 0 | 0 | 0 | 0 | 0 | 0 | 0 | 0 | 0 | None |
| Tuffy Gosewisch | 4 (19) | 4 | 0 | 0 | 0 | 3 | 0 (2) | 0 | 0 | 0 | 0 | 0 | 0 | 5/14/03 at Oregon State |
| Taylor Holiday | 0 | 0 | 0 | 0 | 0 | 0 | 0 | 0 | 0 | 0 | 0 | 0 | 0 | None |
| Jeff Larish | 2 (41) | 2 | 0 | 0 | 0 | 2 | 0 (21) | 0 | 0 | 0 | 0 | 0 | 0 | 6/7/03 at CS Fullerton |
| Ryan McKenna | 0 (7) | 0 | 0 | 0 | 0 | 0 | 0 (1) | 0 | 0 | 0 | 0 | 0 | 0 | 4/1/02 at UNLV (Pinch-Hit) |
| Frank Mesa | 0 (13) | 0 | 0 | 0 | 0 | 0 | 0 (1) | 0 | 0 | 0 | 0 | 0 | 0 | 2/7/03 vs. BYU |
| Dustin Pedroia | 8 (76) | 2 | 5 | 1 | 0 | 3 | 1 (6) | 0 | 1 | 1 | 0 | 0 | 0 | 2/20/04 vs. Lamar (leadoff) |
| Joe Persichina | 2 | 2 | 1 | 0 | 0 | 1 | 1 | 0 | 1 | 1 | 0 | 0 | 0 | 2/21/04 vs. Memphis |
| Nick Walsh | 0 (16) | 0 | 0 | 0 | 0 | 0 | 0 (1) | 0 | 0 | 0 | 0 | 0 | 0 | 4/13/01 vs. Washington State |
| Team Totals | 22 | 12 | 9 | 1 | 0 | 18 | 5 | 1 | 4 | 4 | 1 | 0 | 0 | Buck (2/22 vs. Rice) |

(career in parenthesis)

Lineup Card - Record Breakdown:

- 1 - Pedroia (9-2)
- 2 - Buck (7-2), Larish (2-0)
- 3 - Larish (7-2), Buck (2-0)
- 4 - Gosewisch (2-0), Cadena (1-0), Bocchi (4-2), Zinicola (2-0)
- 5 - Mesa (5-0), Gosewisch (1-1), Cook (0-1), Curtis (3-0)
- 6 - Asanovich (1-0), McKenna (1-0), Curtis (1-1), Gosewisch (3-1)
Persichina (3-0)
- 7 - Persichina (1-1), Asanovich (2-0), Curtis (3-1), Gosewisch (3-0)
- 8 - Curtis (2-0), Persichina (1-0), Asanovich (3-2), Dhaenens (2-0)
Mesa (1-0)
- 9 - Walsh (4-0), Persichina (4-0), Mesa (1-1), Dhaenens (0-1)

Starters By Position Breakdown:

- C - Gosewisch (11)
 1B - Persichina (10), Cook (1)
 2B - Asanovich (8), Walsh (3)
 3B - Mesa (8), Dhaenens (3)
 SS - Pedroia (11)
 LF - Larish (11)
 CF - Curtis (11)
 RF - Buck (11)
 DH - Bocchi (6), Walsh (1), McKenna (1), Cadena (1), Zinicola (2)
 P - Mousser (3), Bordes (2), Urquidez (3), Averill (1), Cassa (2)

Attendance

Home Attendance: 14,613 (5 games; 2,922 Avg.)

Total Attendance: 27,805 (11 dates)

Overall Average Attendance: 2,527

Sun Devils Record When They Score:

| Runs | 0 | 1 | 2 | 3 | 4 | 5 | 6 | 7 | 8 | 9 | 10+ |
|------|-----|-----|-----|-----|-----|-----|-----|-----|-----|-----|-----|
| W-L | 0-1 | 0-0 | 1-0 | 1-0 | 1-1 | 0-0 | 0-0 | 1-0 | 0-0 | 0-0 | 5-0 |

Sun Devils Record When Opponent Scores:

| Runs | 0 | 1 | 2 | 3 | 4 | 5 | 6 | 7 | 8 | 9 | 10+ |
|------|-----|-----|-----|-----|-----|-----|-----|-----|-----|-----|-----|
| W-L | 3-0 | 2-0 | 0-0 | 1-0 | 0-0 | 0-1 | 1-1 | 1-0 | 0-0 | 1-0 | 0-0 |

Score By Innings In All Games:

| Inning | 1 | 2 | 3 | 4 | 5 | 6 | 7 | 8 | 9 | Ex | Total |
|--------|----|---|---|----|---|---|---|----|---|----|-------|
| ASU | 21 | 4 | 5 | 10 | 6 | 7 | 7 | 11 | 5 | 0 | 76 |
| Opp. | 7 | 6 | 6 | 3 | 2 | 6 | 3 | 2 | 3 | 0 | 38 |

Score By Innings In Pac-10 Games:

| Inning | 1 | 2 | 3 | 4 | 5 | 6 | 7 | 8 | 9 | Ex | Total |
|--------|---|---|---|---|---|---|---|---|---|----|-------|
| ASU | 0 | 0 | 0 | 0 | 0 | 0 | 0 | 0 | 0 | 0 | 0 |
| Opp. | 0 | 0 | 0 | 0 | 0 | 0 | 0 | 0 | 0 | 0 | 0 |

Hitting Streaks:

| Player | 2004 Longest | Career Long | Current Streak |
|----------------------|-----------------|----------------|-------------------|
| Josh Asanovich | 2 | 2 | 2 |
| Joel Bocchi | 2 | 5 | 0 |
| Travis Buck | 3 | 7 | 0 |
| Nick Cadena | 1 | 4 | 0 |
| Chris Cook | 2 | 2 | 0 |
| Colin Curtis | 6 | 6 | 6 |
| Seth Dhaenens | 1 | 1 | 0 |
| Tuffy Gosewisch | 6 | 8 | 0 |
| Taylor Holiday | 0 | 0 | 0 |
| Jeff Larish | 5 | 17 | 2 |
| Ryan McKenna | 1 | 7 | 0 |
| Frank Mesa | 1 | 6 | 1 |
| Dustin Pedroia | 5 | 22 | 5 |
| Joe Persichina | 3 | 3 | 1 |
| Garrett Schoenberger | 0 | 1 | 0 |
| Nick Walsh | 2 | 8 | 2 |



Sun Devil Baseball 2004

Sun Devil Baseball's Record in 2004 When...

(Through 11 Games of 2004 Season)

| | |
|---------------------------|-----|
| Overall | 9-2 |
| At Packard Stadium | 5-0 |
| Playing on the Road | 1-0 |
| at Neutral Site | 3-2 |
| Day Games | 3-2 |
| Night Games | 6-0 |

| | |
|--------------------------|-----|
| Scoring 0-4 Runs | 3-2 |
| Scoring 5-9 Runs | 1-0 |
| Scoring 10-19 Runs | 5-0 |
| Scoring 20+ Runs | 0-0 |

| | |
|---------------------------|-----|
| Opp. 5 or less runs | 6-1 |
| Opp. 6 or more runs | 3-1 |

| | |
|-----------------------------|-----|
| ASU Scores First | 7-1 |
| Opp. Scores First | 2-1 |
| Scoring in 1st Inning | 6-1 |

| | |
|--------------------------------|-----|
| Leading After 6 Innings | 7-0 |
| Trailing After 6 Innings | 2-1 |
| Tied After 6 Innings | 0-1 |

| | |
|--------------------------------|-----|
| Leading After 7 Innings | 7-0 |
| Trailing After 7 Innings | 2-1 |
| Tied After 7 Innings | 0-1 |

| | |
|--------------------------------|-----|
| Leading After 8 Innings | 7-0 |
| Trailing After 8 Innings | 2-2 |
| Tied After 8 Innings | 0-0 |

| | |
|------------------------|-----|
| Last At-Bat Wins | 2 |
| After a Win | 6-2 |
| After a Loss | 2-0 |

| | |
|---------------------------|-----|
| Collecting 1-3 Hits | 0-0 |
| Collecting 4-6 Hits | 1-1 |
| Collecting 7-9 Hits | 3-1 |
| Collecting 10+ Hits | 5-0 |
| Collecting 20+ Hits | 0-0 |

| | |
|----------------------------|-----|
| Out-Hitting Opponent | 9-0 |
| Out-Hit by Opponent | 0-1 |
| Hits are Tied | 0-1 |

| | |
|---------------------------|-----|
| ASU is Errorless | 4-0 |
| ASU Makes 1 Error | 2-1 |
| ASU Makes 2+ Errors | 3-1 |

| | |
|---------------------------------|-----|
| ASU Starter Gets Decision | 5-1 |
| Bullpen Gets Decision | 4-1 |

| | |
|----------------------------|-----|
| ASU Hits 0 Home Runs | 6-1 |
| ASU Hits 1 Home Run | 2-1 |
| ASU Hits Multiple HR | 1-0 |

| | |
|------------------------|-----|
| vs. LHP Starters | 2-1 |
| vs. RHP Starters | 7-1 |

| | |
|------------------------|-----|
| In Extra Innings | 0-0 |
| Doubleheaders | 0-0 |

| | |
|------------------------------|-----|
| vs. Non-Conference | 9-2 |
| Non-Conference Home | 5-0 |
| Non-Conference Away | 1-0 |
| Non-Conference Neutral | 3-2 |

| | |
|--------------------------------------|-----|
| vs. Pac-10 (League Games Only) | 0-0 |
| Pac-10 Home | 0-0 |
| Pac-10 Away | 0-0 |

| | |
|-----------------------------|-----|
| Vs. Ranked Opponents* | 5-0 |
| Vs. Top 10 Opponents* | 1-0 |
| Vs. Unranked Teams* | 4-2 |

*Top 30 ranking at time played.

VS. PAC-10 SCHOOLS

| | |
|--------------------------|-----|
| Arizona | 1-0 |
| California | 0-0 |
| Oregon State | 0-0 |
| Stanford | 0-0 |
| UCLA | 0-0 |
| USC | 0-0 |
| Washington | 0-0 |
| Washington State | 0-0 |
| Overall vs. Pac-10 | 1-0 |

DAYS OF THE WEEK

| | |
|-----------------|-----|
| Monday | 1-0 |
| Tuesday | 1-0 |
| Wednesday | 0-0 |
| Thursday | 0-0 |
| Friday | 2-1 |
| Saturday | 3-0 |
| Sunday | 2-1 |

MONTHS OF THE YEAR

| | |
|----------------|-----|
| February | 9-2 |
| March | 0-0 |
| April | 0-0 |
| May | 0-0 |
| June | 0-0 |

UNIFORMS

| | |
|-----------------------|-----|
| White Home | 1-0 |
| Throwback Home | 8-1 |
| Gray Sleeveless | 0-1 |
| Black Shoes | 8-1 |
| White Shoes | 1-1 |

PITCHING

| | |
|-----------------------|-----|
| Mousser Starts | 2-1 |
| Bordes Starts | 2-0 |
| Urquidez Starts | 3-0 |
| Averill Starts | 1-0 |
| Cassa Starts | 1-1 |

| | |
|--------------------------------|-----|
| Starter Goes Less Than 5 | 2-1 |
| Starter Goes 5+ | 7-1 |

MISC. HITTING

| | |
|------------------------------|-----|
| Larish Records Hit | 6-2 |
| Larish Hits HR | 0-0 |
| Pedroia Records Hit | 9-1 |
| Pedroia Multi-Hit Game | 7-1 |
| Buck Records Hit | 7-0 |
| Buck Multi-Hit Game | 2-0 |
| TV Games | 1-0 |
| Radio Games | 4-1 |

| | |
|-----------------------------|-----|
| Longest Win Streak | 5 |
| Longest Losing Streak | 1 |
| Last Five Games | 4-1 |
| Last 10 Games | 8-2 |
| Last 15 Games | 9-2 |
| Last 20 Games | 9-2 |
| Current Streak | W-3 |

| | |
|------------------------------|----|
| Largest Winning Margin | 11 |
| Largest Losing Margin | 6 |

| | |
|---------------------------------|-----|
| vs. Teams .500 or better | 8-2 |
| vs. Teams worse than .500 | 0-0 |

LEADING OFF

| | |
|-------------------------|-----|
| Pedroia Leads Off | 9-2 |
| Walsh Leads Off | 0-0 |



Sun Devil Baseball 2004

Sun Devil Baseball Team and Player Superlatives

(Through 11 Games of 2004 Season)

2004 Arizona State Team Superlatives

TEAM BATTING

| | | |
|-------------------------|---------|------------------|
| Most At-Bats: | 38 | FSU (2/7) |
| Fewest At-Bats: | 27 | Rice (2/22) |
| Most Runs (Game): | 12 | FSU (2/8) |
| Most Runs (Inning): | 7 (8th) | CSUN (2/13) |
| Most Runs (1st Inning): | 7 | Gonzaga (2/16) |
| Fewest Runs (Game): | 0 | Oklahoma (2/15) |
| Most Hits (Game): | 13 | CSUN (2/13) |
| Fewest Hits (Game): | 4 | Oklahoma (2/15) |
| RBI: | 12 | FSU (2/8) |
| Doubles: | 6 - 2x | CSUN (2/13) |
| Triples: | None | — |
| Home Runs: | 2 | Memphis (2/21) |
| Total Bases: | 19 | CSUN (2/13) |
| Walks: | 15 | FSU (2/8) |
| Most Strikeouts: | 9 | Memphis (2/21) |
| Fewest Strikeouts: | 5 - 2x | CSUN (2/13) |
| Sacrifice Bunts: | 1 | last Rice (2/22) |
| Sacrifice Flies: | 1 - 4x | Arizona (2/24) |
| Stolen Bases: | 3 | FSU (2/8) |
| Left on Base: | 15 | FSU (2/8) |
| Hit into DP: | 3 | Utah (2/14) |
| Hit by Pitches: | 4 | Lamar (2/20) |

TEAM FIELDING

| | | |
|---------------|----------|----------------|
| Most Putouts: | 27 - 11x | Arizona (2/24) |
| Most Assists: | 11 | CSUN (2/13) |
| Most Errors: | 4 | Gonzaga (2/16) |
| DPs Turned: | 3 | FSU (2/8) |

TEAM PITCHING

| | | |
|----------------------|---------|----------------|
| Most Runs Allowed: | 9 | FSU (2/7) |
| Fewest Runs Allowed: | 0 - 2x | Memphis (2/21) |
| Most Hits Allowed: | 11 - 2x | Gonzaga (2/16) |
| Fewest Hits Allowed: | 2 | Memphis (2/21) |
| Most Strikeouts: | 17 | FSU (2/8) |
| Fewest Strikeouts: | 5 | FSU (2/6) |
| Most Walks: | 11 | FSU (2/8) |
| Fewest Walks: | 1 | CSUN (2/13) |
| Hit-by-Pitches: | 2 | CSUN (2/13) |
| Wild Pitches: | 1 | Lamar (2/20) |
| Balks: | 1 - 2x | Arizona (2/24) |
| Home Runs Allowed: | 4 | FSU (2/7) |

MISCELLANEOUS

| | | |
|---------------------------------|-----------|----------------|
| Consecutive Wins: | 5 | 2/6-2/14 |
| Consecutive Losses: | 1 | — |
| Home Wins In a Row: | 5 | Current |
| Road Wins In a Row: | 2 | 2/13-2/14 |
| Longest Game: | 3:29 | FSU (2/8) |
| Shortest Game: | 2:25 | Memphis (2/21) |
| Most Innings: | 9.0 - 11x | Arizona (2/24) |
| Most Pitchers Used: | 5 | FSU (2/7) |
| Largest Home Attendance: | 3,386 | FSU (2/8) |
| Largest Road Attendance: | 3,604 | Rice (2/22) |
| Largest Overall Attendance: | 3,386 | FSU (2/8) |
| Largest 3-Game Home Attendance: | 9,693 | FSU (2/6-8) |

2004 Arizona State Player Superlatives

INDIVIDUAL BATTING

| | | |
|------------------|--------|-------------------------------------|
| At-Bats: | 5 | Several Players |
| Runs: | 3 | last Pedroia (2/16 vs. Gonzaga) |
| Hits: | 4 | Pedroia (2/16 vs. Gonzaga) |
| RBI: | 4 | last Buck (2/8 vs. FSU) |
| Doubles: | 3 | (2/16 vs. Gonzaga) |
| Triples: | None | — |
| Home Runs: | 1 - 5x | last Buck (2/22 vs. Rice) |
| Grand Slams: | None | — |
| Total Bases: | 7 | Pedroia (2/16 vs. Gonzaga) |
| Walks: | 3 | last Dhaenens (2/21 vs. Memphis) |
| Strikeouts: | 3 | Larish (2/20 vs. Lamar) |
| Hit By Pitch: | 2 | Bocchi (2/14 vs. Utah) |
| Sacrifice Flies: | 1 | Asanovich (2/7 vs. FSU) |
| Sacrifice Bunts: | 1 | last Walsh (2/24 vs. Arizona) |
| Stolen Bases: | 2 | Curtis (2/20 vs. Lamar) |
| Caught Stealing: | 1 | last Curtis/Pedroia (2/24 vs. ARIZ) |
| Runners LOB: | 5 | Larish (2/13 vs. CSUN) |

INDIVIDUAL FIELDING

| | | |
|----------------|------|----------------------------|
| Putouts: | 16 | Gosewisch (2/8 vs. FSU) |
| Assists (INF): | 5 | last Pedroia (2/7 vs. FSU) |
| Assists (OF): | None | — |
| Errors: | 2 | Pedroia (2/20 vs. Lamar) |
| Passed Balls: | None | — |

INDIVIDUAL PITCHING

| | | |
|-------------------|--------|--------------------------------------|
| Innings Pitched: | 9.0 | Urquidez (2/22 vs. Rice) |
| Runs Allowed: | 6 | Bordes (2/7 vs. FSU) |
| Walks: | 3 | Bresenehan/Blake/Andes (2/8 vs. FSU) |
| Strikeouts: | 10 | Bordes (2/24 vs. Arizona) |
| Hits Allowed (S): | 6 - 2x | Mousser (2/20 vs. Lamar) |
| Fewest Hits (S): | 1 | Cassa (2/21 vs. Memphis) |
| Wild Pitches: | 1 | Mousser (2/20 vs. Lamar) |
| Hit Batters: | 2 | Mousser (2/13 vs. CSUN) |
| Balks: | 1 - 2x | Bordes (2/24 vs. Arizona) |

Runners in Scoring Position

| Player | Avg | AB | H | RBI |
|-----------------|-------------|------------|-----------|-----------|
| Chris Cook | 1.000 | 1 | 1 | 2 |
| Joel Bocchi | .500 | 6 | 3 | 3 |
| Colin Curtis | .385 | 13 | 5 | 9 |
| Dustin Pedroia | .375 | 16 | 6 | 8 |
| Tuffy Gosewisch | .333 | 12 | 4 | 7 |
| Seth Dhaenens | .333 | 3 | 1 | 1 |
| Joe Persichina | .278 | 18 | 5 | 5 |
| Travis Buck | .250 | 16 | 4 | 8 |
| Nick Cadena | .200 | 5 | 1 | 1 |
| Jeff Larish | .190 | 21 | 4 | 7 |
| Frank Mesa | .125 | 8 | 1 | 2 |
| Josh Asanovich | .071 | 14 | 1 | 5 |
| Zechry Zinicola | .000 | 3 | 0 | 2 |
| Ryan McKenna | .000 | 3 | 0 | 0 |
| Nick Walsh | .000 | 2 | 0 | 0 |
| Totals | .255 | 141 | 36 | 60 |

Bases Loaded

| Player | Avg | AB | H | RBI |
|-----------------|-------------|-----------|----------|-----------|
| Dustin Pedroia | 1.000 | 1 | 1 | 2 |
| Joel Bocchi | 1.000 | 1 | 1 | 2 |
| Tuffy Gosewisch | .600 | 5 | 3 | 7 |
| Joe Persichina | .500 | 2 | 1 | 3 |
| Colin Curtis | .333 | 3 | 1 | 2 |
| Jeff Larish | .333 | 3 | 1 | 2 |
| Josh Asanovich | .250 | 4 | 1 | 4 |
| Frank Mesa | .000 | 1 | 0 | 1 |
| Travis Buck | .000 | 1 | 0 | 1 |
| Totals | .375 | 24 | 9 | 25 |



Sun Devil Baseball 2004

Games With At Least One Hit

| | |
|------------|----------------|
| Asanovich | 5 of 8 games |
| Buck | 7 of 11 games |
| Bocchi | 3 of 7 games |
| Cadena | 1 of 8 games |
| Cook | 2 of 5 games |
| Curtis | 9 of 11 games |
| Dhaenens | 1 of 4 games |
| Gosewisch | 8 of 11 games |
| Holiday | 0 of 0 games |
| Larish | 8 of 11 games |
| McKenna | 1 of 4 games |
| Mesa | 3 of 9 games |
| Pedroia | 10 of 11 games |
| Persichina | 7 of 11 games |
| Walsh | 3 of 8 games |
| Zinicola | 1 of 4 games |

*must be an official at-bat to count

Games With An RBI

| | |
|------------|---------------|
| Asanovich | 3 of 8 games |
| Buck | 4 of 11 games |
| Bocchi | 2 of 7 games |
| Cadena | 1 of 8 games |
| Cook | 1 of 5 games |
| Curtis | 5 of 11 games |
| Dhaenens | 1 of 4 games |
| Gosewisch | 4 of 11 games |
| Holiday | 0 of 0 games |
| Larish | 5 of 11 games |
| McKenna | 1 of 4 games |
| Mesa | 2 of 9 games |
| Pedroia | 6 of 11 games |
| Persichina | 5 of 11 games |
| Walsh | 0 of 7 games |
| Zinicola | 2 of 4 games |

*may reflect walk with an RBI

Extra Base Hits

| | |
|------------|----|
| Pedroia | 11 |
| Gosewisch | 4 |
| Curtis | 4 |
| Buck | 4 |
| Larish | 4 |
| Persichina | 2 |
| Asanovich | 2 |
| McKenna | 1 |
| Dhaenens | 1 |
| Bocchi | 1 |
| Mesa | 1 |
| Cook | 1 |
| Cadena | 0 |
| Holiday | 0 |
| Walsh | 0 |
| Zinicola | 0 |

Home Run Breakdown

| | |
|---------------------|---|
| Total Home Runs | 5 |
| Solo Home Runs | 4 |
| 2-Run Home Runs | 1 |
| 3-Run Home Runs | 0 |
| Grand Slams | 0 |
| Back-to-Back | 0 |
| First Inning | 2 |
| Second Inning | 0 |
| Third Inning | 0 |
| Fourth Inning | 0 |
| Fifth Inning | 0 |
| Sixth Inning | 2 |
| Seventh Inning | 1 |
| Eighth Inning | 0 |
| Ninth Inning | 0 |
| Tenth or later | 0 |
| Pinch-Hit Home Runs | 0 |

Breaking Down the Bullpen:

| Pitcher | G | 2004 Season Bullpen Stats | | | | | 1st Batters | | Last Relief App. | IP | H | R | ER | BB | SO |
|-----------|---|---------------------------|------|------|---|------|-------------|---------------|--------------------|-----|---|---|----|----|----|
| | | W-L-S | ERA | IP | H | R-ER | RI/S | Retired/Faced | | | | | | | |
| Andes | 2 | 0-0-1 | 2.45 | 3.2 | 2 | 1-1 | 3/1 | 0/2 | 2/15 vs. OKLA | 1.1 | 1 | 1 | 1 | 1 | 1 |
| Averill | 3 | 1-0 | 0.87 | 10.1 | 5 | 1-1 | 2/1 | 2/3 | 2/20 vs. Lamar | 2.2 | 1 | 0 | 0 | 0 | 0 |
| Bordes | 1 | 0-0 | 9.00 | 2.0 | 3 | 2-2 | 0/0 | 1/1 | 2/15 vs. OKLA | 2.0 | 3 | 2 | 2 | 1 | 3 |
| Blake | 2 | 0-0-1 | 0.00 | 4.2 | 2 | 2-0 | 3/2 | 0/2 | 2/21 vs. MEM (s) | 3.0 | 1 | 0 | 0 | 0 | 0 |
| Bresnehan | 5 | 2-0-1 | 3.00 | 9.0 | 5 | 3-3 | 3/1 | 2/5 | 2/24 vs. ARIZ (s) | 3.0 | 0 | 0 | 0 | 1 | 5 |
| Cassa | 1 | 0-0 | 4.50 | 2.0 | 1 | 1-1 | 2/0 | 1/1 | 2/7 vs. FSU | 2.0 | 1 | 1 | 1 | 1 | 2 |
| Hall | 0 | 0-0 | 0.00 | 0.0 | 0 | 0-0 | 0/0 | 0/0 | | | | | | | |
| Marotz | 2 | 0-0 | 3.38 | 2.2 | 3 | 1-1 | 0/0 | 1/2 | 2/14 vs. Utah | 2.0 | 1 | 0 | 0 | 0 | 3 |
| Urquidez | 0 | 0-0 | 0.00 | 0.0 | 0 | 0-0 | 0/0 | 0/0 | | | | | | | |
| Webb | 1 | 0-0 | 0.00 | 1.0 | 1 | 0-0 | 0/0 | 1/1 | 2/14 vs. Utah | 1.0 | 1 | 0 | 0 | 1 | 1 |
| Zinicola | 3 | 1-1-1 | 3.60 | 5.0 | 5 | 2-2 | 0/0 | 2/3 | 2/20 vs. Lamar (l) | 1.0 | 2 | 2 | 2 | 1 | 1 |

RI = Runners Inherited S = Runners Scored

Charting The Bullpen:

| Opponent | Date | W-L-S | Pitchers | Inn. | IP | H | R-ER | BB | SO |
|---------------|------|-------|--------------------------------|------|-----|---|------|----|----|
| Florida State | 2/6 | W | Zinicola | 8th | 2.0 | 1 | 0-0 | 1 | 2 |
| Florida State | 2/7 | W | Marotz/Cassa/Averill/Bresnehan | 1st | 8.1 | 7 | 3-3 | 5 | 5 |
| Florida State | 2/8 | S | Bresnehan/Blake/Andes | 6th | 4.0 | 3 | 5-3 | 8 | 8 |
| CS Northridge | 2/13 | W | Averill | 7th | 2.2 | 0 | 0-0 | 0 | 3 |
| Utah | 2/14 | --- | Marotz/Webb | 7th | 3.0 | 2 | 0-0 | 1 | 4 |
| Oklahoma | 2/15 | --- | Bresnehan/Andes/Bordes | 6th | 3.2 | 4 | 3-3 | 3 | 5 |
| Gonzaga | 2/16 | W/S | Bresnehan/Zinicola | 3rd | 7.0 | 6 | 0-0 | 1 | 11 |
| Lamar | 2/20 | L | Averill/Zinicola | 5th | 3.2 | 3 | 2-2 | 1 | 1 |
| Memphis | 2/21 | S | Blake | 7th | 3.0 | 1 | 0-0 | 0 | 0 |
| Arizona | 2/24 | S | Bresnehan | 7th | 3.0 | 0 | 0-0 | 1 | 5 |

Starters vs. The Bullpen

| | | W-L | IP | H | R | ER | BB | SO |
|-------------------|----------|-------|------|----|----|----|----|----|
| Starting Pitchers | 3.28 ERA | 5-1 | 57.2 | 43 | 25 | 21 | 21 | 60 |
| | | W-L-S | IP | H | R | ER | BB | SO |
| Relief Pitchers | 2.45 ERA | 4-1-4 | 40.1 | 27 | 13 | 11 | 20 | 44 |



Sun Devil Baseball 2004

Sun Devil Pitchers – Career Game-by-Game

Quentin Andes • RHP • #21

| 2004 | Opp | S/R | W/L | IP | H | R | ER | BB-SO |
|---------------|------|-----|-------|-----|---|---|----|-------|
| 2/8 | FSU | R | S | 2.1 | 1 | 0 | 0 | 2-4 |
| 2/15 | OKLA | R | --- | 1.1 | 1 | 1 | 1 | 1-1 |
| Season Totals | | 2 | 0-0-1 | 3.2 | 2 | 1 | 1 | 3-5 |

Pat Cassa • LHP • #26

| 2004 | Opp | S/R | W/L | IP | H | R | ER | BB-SO |
|---------------|---------|-----|-----|------|---|---|----|-------|
| 2/7 | FSU | R | --- | 2.0 | 1 | 1 | 1 | 1-2 |
| 2/15 | OKLA | S | L | 5.1 | 5 | 3 | 3 | 1-2 |
| 2/21 | Memphis | S | W | 6.0 | 1 | 0 | 0 | 2-9 |
| Season Totals | | 3 | 1-1 | 13.1 | 7 | 4 | 4 | 4-13 |

Jason Urquidez • RHP • #34

| 2004 | Opp | S/R | W/L | IP | H | R | ER | BB-SO |
|---------------|-----------|-----|-----|------|----|---|----|-------|
| 2/8 | FSU | S | W | 5.0 | 6 | 1 | 1 | 3-9 |
| 2/14 | Utah | S | W | 6.0 | 3 | 0 | 0 | 2-7 |
| 2/22 | Rice (#1) | S | W | 9.0 | 3 | 1 | 1 | 2-7 |
| Season Totals | | 3 | 3-0 | 20.0 | 12 | 2 | 2 | 7-23 |

Jeff Mousser • RHP • #35

| 2004 | Opp | S/R | W/L | IP | H | R | ER | BB-SO |
|---------------|-------|-----|-----|------|----|---|----|-------|
| 2/6 | FSU | S | --- | 7.0 | 3 | 1 | 1 | 1-3 |
| 2/13 | CSUN | S | --- | 6.1 | 4 | 3 | 1 | 1-6 |
| 2/20 | Lamar | S | --- | 4.1 | 6 | 3 | 3 | 1-3 |
| Season Totals | | 3 | 0-0 | 17.2 | 13 | 7 | 5 | 3-12 |

| 2003 | Opp | S/R | W/L | IP | H | R | ER | BB-SO |
|---------------|-------------|-----|-----|------|-----|----|----|-------|
| 1/30 | Arizona | S | W | 6.1 | 6 | 2 | 2 | 2-0 |
| 2/6 | ASU | S | --- | 5.2 | 7 | 5 | 3 | 1-3 |
| 2/15 | Cal Poly | S | W | 8.0 | 5 | 1 | 1 | 2-6 |
| 2/27 | Wash. State | S | W | 9.0 | 5 | 0 | 0 | 1-5 |
| 3/6 | TCU | S | --- | 4.0 | 10 | 5 | 2 | 2-2 |
| 3/13 | UNM | S | L | 4.0 | 11 | 13 | 13 | 2-4 |
| 3/20 | UNLV | S | L | 9.0 | 5 | 6 | 5 | 1-6 |
| 3/27 | Utah | S | --- | 2.0 | 2 | 2 | 2 | 1-4 |
| 4/3 | SDSU | S | L | 8.0 | 4 | 2 | 2 | 2-6 |
| 4/10 | Air Force | S | W | 8.0 | 8 | 2 | 2 | 1-8 |
| 4/17 | UNM | S | L | 5.0 | 9 | 6 | 6 | 1-3 |
| 4/24 | UNLV | S | L | 3.2 | 6 | 8 | 7 | 3-4 |
| 5/1 | Utah | S | W | 6.0 | 5 | 2 | 2 | 0-2 |
| 5/8 | SDSU | S | L | 5.2 | 13 | 9 | 8 | 1-2 |
| 5/15 | Air Force | S | --- | 3.2 | 8 | 8 | 7 | 1-2 |
| 5/22 | SDSU | S | L | 7.2 | 13 | 6 | 6 | 1-7 |
| Season Totals | | 16 | 5-7 | 95.2 | 117 | 77 | 68 | 22-73 |

| 2002 | Opp | S/R | W/L | IP | H | R | ER | BB-SO |
|---------------|-----------|-----|-----|------|-----|----|----|-------|
| 1/25 | TU | R | L | 3.0 | 4 | 4 | 3 | 2-4 |
| 1/31 | UCI | R | W | 7.2 | 2 | 0 | 0 | 3-6 |
| 2/4 | UCSB | R | --- | 2.0 | 5 | 4 | 3 | 2-1 |
| 2/12 | Stanford | R | --- | 1.1 | 1 | 0 | 0 | 0-1 |
| 2/15 | Pacific | R | --- | 0.2 | 1 | 1 | 1 | 0-1 |
| 2/21 | Hawaii | R | W | 5.0 | 2 | 0 | 0 | 2-6 |
| 3/12 | UNLV | S | W | 5.0 | 3 | 1 | 1 | 4-5 |
| 3/21 | SDSU | S | L | 3.2 | 10 | 13 | 2 | 3-4 |
| 3/29 | Air Force | S | W | 7.0 | 3 | 2 | 1 | 1-3 |
| 4/4 | Utah | S | W | 8.1 | 8 | 2 | 2 | 1-10 |
| 4/11 | UNM | S | W | 5.0 | 10 | 8 | 7 | 1-4 |
| 4/18 | SDSU | S | L | 3.0 | 7 | 6 | 6 | 5-4 |
| 4/25 | Air Force | S | W | 8.1 | 5 | 2 | 2 | 1-10 |
| 5/2 | UNLV | S | L | 4.0 | 13 | 7 | 6 | 2-3 |
| 5/9 | Utah | S | W | 6.0 | 10 | 4 | 4 | 2-3 |
| 5/16 | UNM | S | --- | 6.0 | 12 | 7 | 5 | 1-6 |
| 5/22 | Air Force | S | W | 6.0 | 7 | 3 | 3 | 2-1 |
| 5/25 | SDSU | R | --- | 0.1 | 0 | 0 | 0 | 1-0 |
| 5/31 | USC | R | --- | 8.0 | 6 | 4 | 3 | 5-1 |
| Season Totals | | 19 | 9-4 | 90.1 | 109 | 68 | 49 | 38-73 |

| 2001 | Opp | S/R | W/L | IP | H | R | ER | BB-SO |
|---------------|------------|-----|-----|------|----|----|----|-------|
| 2/3 | Fresno St. | R | --- | 3.0 | 3 | 0 | 0 | 1-0 |
| 2/9 | California | R | --- | 0.1 | 0 | 0 | 0 | 0-0 |
| 2/23 | Illinois | R | --- | 1.0 | 0 | 0 | 0 | 0-1 |
| 3/3 | UNM | R | --- | 2.0 | 2 | 0 | 0 | 1-2 |
| 3/9 | SDSU | R | --- | 0.2 | 1 | 0 | 0 | 0-1 |
| 3/22 | Air Force | R | --- | 2.0 | 5 | 4 | 4 | 1-0 |
| 4/2 | SUU | S | W | 6.0 | 7 | 3 | 3 | 2-8 |
| 4/5 | Utah | R | --- | 2.1 | 5 | 5 | 4 | 0-3 |
| 4/16 | SUU | S | --- | 4.1 | 10 | 8 | 6 | 1-5 |
| 4/20 | Utah | R | W | 4.2 | 4 | 2 | 2 | 0-6 |
| 5/4 | ORU | S | W | 6.0 | 3 | 0 | 0 | 4-4 |
| 5/17 | Utah | S | --- | 4.1 | 7 | 8 | 7 | 1-5 |
| Season Totals | | 12 | 3-0 | 36.2 | 47 | 30 | 26 | 11-35 |

2001-03 played at BYU

Zechry Zinicola • RHP • #37

| 2004 | Opp | S/R | W/L | IP | H | R | ER | BB-SO |
|---------------|---------|-----|-------|-----|---|---|----|-------|
| 2/6 | FSU | R | W | 2.0 | 1 | 0 | 0 | 1-2 |
| 2/16 | Gonzaga | R | S | 2.0 | 3 | 0 | 0 | 0-4 |
| 2/20 | Lamar | R | L | 1.0 | 2 | 2 | 2 | 1-1 |
| Season Totals | | 3 | 1-1-1 | 5.0 | 6 | 2 | 2 | 2-7 |

Pat Bresnehan • RHP • #40

| 2004 | Opp | S/R | W/L | IP | H | R | ER | BB-SO |
|---------------|---------|-----|-------|-----|---|---|----|-------|
| 2/7 | FSU | R | W | 0.2 | 0 | 0 | 0 | 0-0 |
| 2/8 | FSU | R | --- | 0.0 | 1 | 3 | 3 | 3-0 |
| 2/15 | OKLA | R | --- | 0.1 | 0 | 0 | 0 | 0-1 |
| 2/16 | Gonzaga | R | W | 5.0 | 4 | 0 | 0 | 1-7 |
| 2/24 | Arizona | R | S | 3.0 | 0 | 0 | 0 | 1-5 |
| Season Totals | | 5 | 2-0-1 | 9.0 | 5 | 3 | 3 | 5-13 |

Josh Blake • LHP • #41

| 2004 | Opp | S/R | W/L | IP | H | R | ER | BB-SO |
|---------------|---------|-----|-------|-----|---|---|----|-------|
| 2/8 | FSU | R | --- | 1.2 | 1 | 2 | 0 | 3-4 |
| 2/21 | Memphis | R | S | 3.0 | 0 | 0 | 0 | 0-0 |
| Season Totals | | 2 | 0-0-1 | 4.2 | 1 | 2 | 0 | 3-4 |

Erik Averill • LHP • #45

| 2004 | Opp | S/R | W/L | IP | H | R | ER | BB-SO |
|---------------|---------|-----|-----|------|----|---|----|-------|
| 2/7 | FSU | R | --- | 5.0 | 4 | 1 | 1 | 3-3 |
| 2/13 | CSUN | R | W | 2.2 | 0 | 0 | 0 | 0-3 |
| 2/16 | Gonzaga | S | --- | 2.0 | 5 | 7 | 5 | 2-2 |
| 2/20 | Lamar | R | --- | 2.2 | 1 | 0 | 0 | 0-0 |
| Season Totals | | 4 | 1-0 | 12.1 | 10 | 8 | 6 | 5-8 |

| 2003 | Opp | S/R | W/L | IP | H | R | ER | BB-SO |
|----------------|------------|-----|-----|------|----|----|----|-------|
| 1/18 | UHH | S | W | 7.1 | 1 | 2 | 0 | 1-7 |
| 1/26 | SDSU | S | W | 4.0 | 1 | 0 | 0 | 0-4 |
| 2/2 | LBSU | S | W | 6.2 | 6 | 2 | 0 | 1-1 |
| 2/8 | BYU | S | --- | 2.1 | 6 | 4 | 4 | 1-1 |
| 2/17 | Gonzaga | S | --- | 2.0 | 4 | 3 | 3 | 2-2 |
| 2/21 | Dayton | R | --- | 2.0 | 0 | 1 | 0 | 1-1 |
| 2/28 | PSU | R | W | 5.2 | 3 | 0 | 0 | 0-6 |
| 3/6 | CSUN | S | W | 6.0 | 7 | 2 | 2 | 1-5 |
| 3/16 | Oklahoma | S | W | 5.0 | 3 | 1 | 0 | 2-3 |
| 3/22 | Stanford | S | --- | 4.0 | 7 | 2 | 2 | 0-5 |
| 3/29 | USC | S | --- | 6.0 | 7 | 5 | 5 | 0-3 |
| 4/7 | GCU | R | --- | 1.0 | 0 | 0 | 0 | 0-1 |
| 4/11 | California | S | W | 7.0 | 10 | 2 | 2 | 3-0 |
| 4/17 | UCLA | S | --- | 2.2 | 6 | 5 | 5 | 0-1 |
| 4/27 | WSU | R | --- | 1.0 | 0 | 0 | 0 | 1-0 |
| 4/30 | Oklahoma | S | --- | 3.0 | 4 | 2 | 2 | 2-2 |
| 5/17 | Washington | S | L | 5.0 | 5 | 5 | 5 | 1-4 |
| 5/24 | Arizona | S | W | 7.0 | 7 | 0 | 0 | 1-6 |
| 6/1 | UNLV | R | --- | 2.0 | 1 | 0 | 0 | 0-1 |
| 6/6 | CSF | S | L | 6.1 | 9 | 5 | 5 | 1-8 |
| Season Totals: | | 20 | 8-2 | 86.0 | 87 | 41 | 35 | 18-61 |

Ty Marotz • RHP • #47

| 2004 | Opp | S/R | W/L | IP | H | R | ER | BB-SO |
|---------------|------|-----|-----|-----|---|---|----|-------|
| 2/7 | FSU | R | --- | 0.2 | 2 | 1 | 1 | 1-0 |
| 2/14 | Utah | R | --- | 2.0 | 1 | 0 | 0 | 0-3 |
| Season Totals | | 2 | 0-0 | 2.2 | 3 | 1 | 1 | 1-3 |

Brett Bordes • LHP • #49

| 2004 | Opp | S/R | W/L | IP | H | R | ER | BB-SO |
|----------------|---------|-----|-----|-----|----|---|----|-------|
| 2/7 | FSU | S | --- | 0.2 | 4 | 6 | 6 | 3-2 |
| 2/15 | OKLA | S | --- | 2.0 | 3 | 2 | 2 | 1-3 |
| 2/24 | Arizona | S | W | 6.0 | 3 | 0 | 0 | 3-10 |
| Season Totals: | | 3 | 1-0 | 8.2 | 10 | 8 | 8 | 7-15 |

| 2003 | Opp | S/R | W/L | IP | H | R | ER | BB-SO |
|----------------|-------------|-----|-----|------|----|----|----|-------|
| 1/16 | UHH | R | --- | 1.2 | 0 | 0 | 0 | 2-2 |
| 1/19 | UHH - 2 | R | --- | 1.0 | 1 | 1 | 1 | 1-1 |
| 1/26 | SDSU | R | --- | 0.1 | 1 | 0 | 0 | 1-0 |
| 1/31 | LBSU | R | --- | 0.1 | 2 | 1 | 1 | 0-0 |
| 2/8 | BYU | R | --- | 1.1 | 0 | 0 | 0 | 0-3 |
| 2/15 | Okla. State | R | --- | 2.0 | 2 | 1 | 1 | 3-2 |
| 2/22 | ND | R | --- | 2.1 | 1 | 0 | 0 | 2-3 |
| 3/2 | PSU | R | --- | 0.2 | 2 | 0 | 0 | 0-2 |
| 3/9 | CSUN | R | --- | 2.0 | 0 | 0 | 0 | 1-1 |
| 3/14 | Oklahoma | R | --- | 1.0 | 1 | 0 | 0 | 1-1 |
| 3/16 | Oklahoma | R | --- | 1.0 | 1 | 1 | 1 | 0-2 |
| 3/19 | Wichita St. | R | --- | 1.0 | 1 | 2 | 2 | 1-0 |
| 3/23 | Wichita St. | R | --- | 1.0 | 0 | 0 | 0 | 0-0 |
| 3/24 | Stanford | R | --- | 0.1 | 1 | 0 | 0 | 1-0 |
| 3/28 | USC | R | W | 0.1 | 0 | 0 | 0 | 0-0 |
| 3/30 | USC | R | --- | 0.1 | 2 | 1 | 1 | 1-0 |
| 4/2 | N. Mexico | R | --- | 0.2 | 1 | 1 | 1 | 2-2 |
| 4/13 | Cal - 2 | R | --- | 1.0 | 0 | 0 | 0 | 2-0 |
| 4/17 | UCLA | R | --- | 0.2 | 0 | 0 | 0 | 0-1 |
| 4/18 | UCLA | R | L | 1.0 | 0 | 1 | 1 | 0-1 |
| 4/26 | WSU | R | --- | 0.1 | 0 | 0 | 0 | 2-0 |
| 4/27 | WSU | R | --- | 1.0 | 1 | 0 | 0 | 1-2 |
| 5/14 | Oregon St. | R | --- | 1.0 | 3 | 2 | 0 | 0-1 |
| 5/18 | UW | R | --- | 2.0 | 0 | 0 | 0 | 3-1 |
| 5/25 | Arizona | R | --- | 0.2 | 0 | 1 | 1 | 2-1 |
| 6/1 | UNLV | R | --- | 1.0 | 0 | 0 | 0 | 0-1 |
| 6/8 | CSF | R | --- | 2.0 | 0 | 0 | 0 | 2-1 |
| Season Totals: | | 27 | 1-1 | 28.0 | 21 | 12 | 10 | 28-27 |

Travis Webb • LHP • #50

| 2004 | Opp | S/R | W/L | IP | H | R | ER | BB-SO |
|---------------|------|-----|-----|-----|---|---|----|-------|
| 2/14 | Utah | R | --- | 1.0 | 1 | 0 | 0 | 1-1 |
| Season Totals | | 1 | 0-0 | 1.0 | 1 | 0 | 0 | 1-1 |



Sun Devil Baseball 2004

Sun Devil Miscellaneous Hitting Statistics

| Stats By Position | | | Stats By Order | | | Record By Margin | | | | Big Innings | |
|-------------------|----|-----|----------------|----|-----|------------------|-------|-----|-----|-------------|-----|
| Pos. | HR | RBI | Pos. | HR | RBI | No. | Total | H | A | Runs | No. |
| C | 0 | 7 | 1 | 1 | 9 | 1R | 2-1 | 2-0 | 0-1 | 2 | 8 |
| 1B | 1 | 6 | 2 | 1 | 12 | 2R | 1-0 | 0-0 | 1-0 | 3 | 7 |
| 2B | 0 | 5 | 3 | 0 | 5 | 3R | 1-0 | 1-0 | 0-0 | 4 | 2 |
| 3B | 0 | 3 | 4 | 0 | 8 | 4R | 1-0 | 1-0 | 0-0 | 5 | 0 |
| SS | 1 | 9 | 5 | 1 | 4 | 5R | 0-0 | 0-0 | 0-0 | 6 | 0 |
| LF | 0 | 7 | 6 | 1 | 10 | 6R | 1-1 | 1-0 | 0-1 | 7 | 2 |
| CF | 2 | 10 | 7 | 0 | 6 | 7R | 1-0 | 0-0 | 1-0 | 8 | 0 |
| RF | 1 | 10 | 8 | 1 | 5 | 8R | 0-0 | 0-0 | 0-0 | 9 | 0 |
| DH | 0 | 5 | 9 | 0 | 6 | 9R | 0-0 | 0-0 | 0-0 | 10+ | 0 |
| PH | 0 | 3 | Tot. | 5 | 65 | 10+R | 2-0 | 0-0 | 2-0 | Tot. | 19 |
| Tot. | 5 | 65 | | | | Tot. | 9-2 | 5-0 | 4-2 | | |

'A' includes neutral

How the Sun Devils Have Scored:

| 0-Out Runs | 1-Out Runs | 2-Out Runs | Total Runs | Two-Out RBI |
|------------|------------|------------|------------|-------------|
| 11 | 26 | 39 | 76 | 35 |

Home Runs By ASU (5)

| Player | Date | Opp. | Pitcher | Runners |
|------------|------|---------|---------|---------|
| Curtis | 2/7 | FSU | James | Solo |
| Pedroia | 2/20 | Lamar | Rinando | Solo |
| Curtis | 2/21 | Memphis | Hankins | Solo |
| Persichina | 2/21 | Memphis | Kines | Solo |
| Buck | 2/22 | Rice | Niemann | 2-run |

Home Runs By Opponents (6)

| Player | Date | Team | Pitcher | Runners |
|----------|------|-------|---------|---------|
| Martinez | 2/7 | FSU | Bordes | 2-run |
| Smith | 2/7 | FSU | Bordes | 3-run |
| Drew | 2/7 | FSU | Marotz | Solo |
| Martinez | 2/7 | FSU | Cassa | Solo |
| Thornton | 2/15 | OKLA | Andes | 2-run |
| Cantu | 2/20 | Lamar | Mousser | Solo |

Series Pitching Breakdown:

| | W-L | ERA | IP | H | R | ER | BB | SO |
|---------------|-----|------|------|----|----|----|----|----|
| Florida State | 3-0 | 4.67 | 27.0 | 24 | 16 | 14 | 21 | 29 |
| Surprise | 2-1 | 2.33 | 27.0 | 18 | 9 | 7 | 7 | 27 |
| Rice Tourney | 2-1 | 2.08 | 26.0 | 14 | 6 | 6 | 6 | 20 |
| UConn | 0-0 | 0.00 | 0.0 | 0 | 0 | 0 | 0 | 0 |
| ECU | 0-0 | 0.00 | 0.0 | 0 | 0 | 0 | 0 | 0 |
| Tulane | 0-0 | 0.00 | 0.0 | 0 | 0 | 0 | 0 | 0 |
| Okla. St. | 0-0 | 0.00 | 0.0 | 0 | 0 | 0 | 0 | 0 |
| California | 0-0 | 0.00 | 0.0 | 0 | 0 | 0 | 0 | 0 |
| Washington | 0-0 | 0.00 | 0.0 | 0 | 0 | 0 | 0 | 0 |
| USC | 0-0 | 0.00 | 0.0 | 0 | 0 | 0 | 0 | 0 |
| ORU | 0-0 | 0.00 | 0.0 | 0 | 0 | 0 | 0 | 0 |
| UCLA | 0-0 | 0.00 | 0.0 | 0 | 0 | 0 | 0 | 0 |
| Wash. St. | 0-0 | 0.00 | 0.0 | 0 | 0 | 0 | 0 | 0 |
| Wichita St. | 0-0 | 0.00 | 0.0 | 0 | 0 | 0 | 0 | 0 |
| NMSU | 0-0 | 0.00 | 0.0 | 0 | 0 | 0 | 0 | 0 |
| OSU | 0-0 | 0.00 | 0.0 | 0 | 0 | 0 | 0 | 0 |
| Arizona | 0-0 | 0.00 | 0.0 | 0 | 0 | 0 | 0 | 0 |
| Stanford | 0-0 | 0.00 | 0.0 | 0 | 0 | 0 | 0 | 0 |

Series Batting Breakdown:

| | AVG | AB | R | H | RBI | 2B-3B-HR | BB-SO |
|---------------|------|-----|----|----|-----|----------|-------|
| Florida State | .269 | 108 | 24 | 29 | 24 | 13-0-1 | 23-18 |
| Surprise | .287 | 101 | 24 | 29 | 18 | 8-0-0 | 23-21 |
| Rice Tourney | .250 | 92 | 14 | 23 | 11 | 4-0-4 | 12-24 |
| UConn | .000 | 0 | 0 | 0 | 0 | 0-0-0 | 0-0 |
| ECU | .000 | 0 | 0 | 0 | 0 | 0-0-0 | 0-0 |
| Tulane | .000 | 0 | 0 | 0 | 0 | 0-0-0 | 0-0 |
| Okla. St. | .000 | 0 | 0 | 0 | 0 | 0-0-0 | 0-0 |
| California | .000 | 0 | 0 | 0 | 0 | 0-0-0 | 0-0 |
| Washington | .000 | 0 | 0 | 0 | 0 | 0-0-0 | 0-0 |
| USC | .000 | 0 | 0 | 0 | 0 | 0-0-0 | 0-0 |
| ORU | .000 | 0 | 0 | 0 | 0 | 0-0-0 | 0-0 |
| UCLA | .000 | 0 | 0 | 0 | 0 | 0-0-0 | 0-0 |
| Wash. St. | .000 | 0 | 0 | 0 | 0 | 0-0-0 | 0-0 |
| Wichita St. | .000 | 0 | 0 | 0 | 0 | 0-0-0 | 0-0 |
| NMSU | .000 | 0 | 0 | 0 | 0 | 0-0-0 | 0-0 |
| OSU | .000 | 0 | 0 | 0 | 0 | 0-0-0 | 0-0 |
| Arizona | .000 | 0 | 0 | 0 | 0 | 0-0-0 | 0-0 |
| Stanford | .000 | 0 | 0 | 0 | 0 | 0-0-0 | 0-0 |

Pinch-Hitting Statistics:

| Player | AB | AVG | H | 2B | 3B | HR | RBI |
|--------------|----|------|---|----|----|----|-----|
| Cook | 3 | .333 | 1 | 1 | 0 | 0 | 2 |
| McKenna | 3 | .000 | 0 | 0 | 0 | 0 | 0 |
| Cadena | 7 | .000 | 0 | 0 | 0 | 0 | 0 |
| Bocchi | 1 | .000 | 0 | 0 | 0 | 0 | 0 |
| Walsh | 3 | .000 | 0 | 0 | 0 | 0 | 0 |
| Zinicola | 1 | .000 | 0 | 0 | 0 | 0 | 1 |
| Mesa | 1 | .000 | 0 | 0 | 0 | 0 | 0 |
| Walker | 0 | .000 | 0 | 0 | 0 | 0 | 0 |
| Persichina | 0 | .000 | 0 | 0 | 0 | 0 | 0 |
| Dhaenens | 0 | .000 | 0 | 0 | 0 | 0 | 0 |
| Schoenberger | 0 | .000 | 0 | 0 | 0 | 0 | 0 |
| Totals: | 19 | .053 | 1 | 1 | 0 | 0 | 3 |

Game Winning RBI:

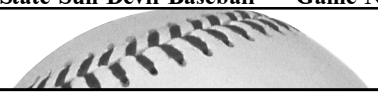
| | |
|------------|---|
| Gosewisch | 2 |
| Buck | 2 |
| Persichina | 2 |
| Curtis | 1 |
| Zinicola | 1 |

Batted Around (4):

| At-Bats | Opponent | Inning | Date |
|---------|---------------|--------|------|
| 9 | Florida State | 4th | 2/8 |
| 9 | CS Northridge | 7th | 2/13 |
| 12 | CS Northridge | 8th | 2/13 |
| 9 | Utah | 5th | 2/14 |
| 11 | Gonzaga | 1st | 2/16 |



Sun Devil Baseball 2004



Starting Lineups By Batting Order


| Date | Opponent | No. (Time) | Record | 1 | 2 | 3 | 4 | 5 | 6 | 7 | 8 | 9 |
|------|---------------|------------|--------|---------|--------|--------|-----------|-----------|------------|------------|------------|------------|
| 2/6 | Florida State | 1 (1) | 1-0 | Pedroia | Larish | Buck | Gosewisch | Mesa | Asanovich | Persichina | Curtis | Walsh |
| 2/7 | Florida State | 2 (1) | 1-0 | Pedroia | Larish | Buck | Gosewisch | Mesa | McKenna | Asanovich | Curtis | Persichina |
| 2/8 | Florida State | 3 (1) | 1-0 | Pedroia | Buck | Larish | Cadena | Gosewisch | Curtis | Asanovich | Persichina | Mesa |
| 2/13 | CS Northridge | 4(1) | 1-0 | Pedroia | Buck | Larish | Bocchi | Mesa | Gosewisch | Curtis | Asanovich | Persichina |
| 2/14 | Utah | 4(2) | 2-0 | Pedroia | Buck | Larish | Bocchi | Mesa | Gosewisch | Curtis | Asanovich | Persichina |
| 2/15 | Oklahoma | 5 (1) | 0-1 | Pedroia | Buck | Larish | Bocchi | Cook | Gosewisch | Curtis | Asanovich | Mesa |
| 2/16 | Gonzaga | 4 (3) | 3-0 | Pedroia | Buck | Larish | Bocchi | Mesa | Gosewisch | Curtis | Asanovich | Persichina |
| 2/20 | Lamar | 6 (1) | 0-1 | Pedroia | Buck | Larish | Bocchi | Gosewisch | Curtis | Persichina | Asanovich | Dhaenens |
| 2/21 | Memphis | 7 (1) | 1-0 | Pedroia | Buck | Larish | Zinicola | Curtis | Persichina | Gosewisch | Dhaenens | Walsh |
| 2/22 | Rice | 8 (1) | 1-0 | Pedroia | Buck | Larish | Bocchi | Curtis | Persichina | Gosewisch | Dhaenens | Walsh |
| 2/24 | Arizona | 9 (1) | 1-0 | Pedroia | Buck | Larish | Zinicola | Curtis | Persichina | Gosewisch | Mesa | Walsh |
| 2/27 | UConn | | | | | | | | | | | |
| 2/28 | UConn | | | | | | | | | | | |
| 2/29 | UConn | | | | | | | | | | | |
| 3/5 | ECU | | | | | | | | | | | |
| 3/6 | ECU | | | | | | | | | | | |
| 3/7 | ECU | | | | | | | | | | | |
| 3/12 | Tulane | | | | | | | | | | | |
| 3/13 | Tulane | | | | | | | | | | | |
| 3/14 | Tulane | | | | | | | | | | | |
| 3/16 | Okla. State | | | | | | | | | | | |
| 3/17 | Okla. State | | | | | | | | | | | |
| 3/19 | California | | | | | | | | | | | |
| 3/20 | California | | | | | | | | | | | |
| 3/21 | California | | | | | | | | | | | |
| 3/26 | Washington | | | | | | | | | | | |
| 3/27 | Washington | | | | | | | | | | | |
| 3/28 | Washington | | | | | | | | | | | |
| 4/2 | USC | | | | | | | | | | | |
| 4/3 | USC | | | | | | | | | | | |
| 4/4 | USC | | | | | | | | | | | |
| 4/8 | Oral Roberts | | | | | | | | | | | |
| 4/9 | Oral Roberts | | | | | | | | | | | |
| 4/10 | Oral Roberts | | | | | | | | | | | |
| 4/12 | Arizona | | | | | | | | | | | |
| 4/16 | UCLA | | | | | | | | | | | |
| 4/17 | UCLA | | | | | | | | | | | |
| 4/18 | UCLA | | | | | | | | | | | |
| 4/23 | Wash. State | | | | | | | | | | | |
| 4/24 | Wash. State | | | | | | | | | | | |
| 4/25 | Wash. State | | | | | | | | | | | |
| 4/27 | Wichita St. | | | | | | | | | | | |
| 4/28 | Wichita St. | | | | | | | | | | | |
| 5/3 | NMSU | | | | | | | | | | | |
| 5/4 | NMSU | | | | | | | | | | | |
| 5/14 | Oregon St. | | | | | | | | | | | |
| 5/15 | Oregon St. | | | | | | | | | | | |
| 5/16 | Oregon St. | | | | | | | | | | | |
| 5/18 | New Mexico | | | | | | | | | | | |
| 5/19 | NMSU | | | | | | | | | | | |
| 5/21 | Arizona | | | | | | | | | | | |
| 5/22 | Arizona | | | | | | | | | | | |
| 5/23 | Arizona | | | | | | | | | | | |
| 5/28 | Stanford | | | | | | | | | | | |
| 5/29 | Stanford | | | | | | | | | | | |
| 5/30 | Stanford | | | | | | | | | | | |

Total Number of Different Batting Lineups: 9

Most Common Lineup by Batting Order: #4 (3 times)



Sun Devil Baseball 2004



Starting Lineups By Defensive Lineup

| Date | Opponent | No. (Time) | Record | C | 1B | 2B | 3B | SS | LF | CF | RF | DH |
|------|---------------|------------|--------|-----------|------------|-----------|----------|---------|--------|--------|------|----------|
| 2/6 | Florida State | 1 (1) | 1-0 | Gosewisch | Persichina | Asanovich | Mesa | Pedroia | Larish | Curtis | Buck | Walsh |
| 2/7 | Florida State | 2 (1) | 1-0 | Gosewisch | Persichina | Asanovich | Mesa | Pedroia | Larish | Curtis | Buck | McKenna |
| 2/8 | Florida State | 3 (1) | 1-0 | Gosewisch | Persichina | Asanovich | Mesa | Pedroia | Larish | Curtis | Buck | Cadena |
| 2/13 | CS Northridge | 4 (1) | 1-0 | Gosewisch | Persichina | Asanovich | Mesa | Pedroia | Larish | Curtis | Buck | Bocchi |
| 2/14 | Utah | 4 (2) | 2-0 | Gosewisch | Persichina | Asanovich | Mesa | Pedroia | Larish | Curtis | Buck | Bocchi |
| 2/15 | Oklahoma | 5 (1) | 0-1 | Gosewisch | Cook | Asanovich | Mesa | Pedroia | Larish | Curtis | Buck | Bocchi |
| 2/16 | Gonzaga | 4 (3) | 3-0 | Gosewisch | Persichina | Asanovich | Mesa | Pedroia | Larish | Curtis | Buck | Bocchi |
| 2/20 | Lamar | 6 (1) | 0-1 | Gosewisch | Persichina | Asanovich | Dhaenens | Pedroia | Larish | Curtis | Buck | Bocchi |
| 2/21 | Memphis | 7 (1) | 1-0 | Gosewisch | Persichina | Walsh | Dhaenens | Pedroia | Larish | Curtis | Buck | Zinicola |
| 2/22 | Rice | 8 (1) | 1-0 | Gosewisch | Persichina | Walsh | Dhaenens | Pedroia | Larish | Curtis | Buck | Bocchi |
| 2/24 | Arizona | 9 (1) | 1-0 | Gosewisch | Persichina | Walsh | Mesa | Pedroia | Larish | Curtis | Buck | Zinicola |
| 2/27 | UConn | | | | | | | | | | | |
| 2/28 | UConn | | | | | | | | | | | |
| 2/29 | UConn | | | | | | | | | | | |
| 3/5 | ECU | | | | | | | | | | | |
| 3/6 | ECU | | | | | | | | | | | |
| 3/7 | ECU | | | | | | | | | | | |
| 3/12 | Tulane | | | | | | | | | | | |
| 3/13 | Tulane | | | | | | | | | | | |
| 3/14 | Tulane | | | | | | | | | | | |
| 3/16 | Okla. State | | | | | | | | | | | |
| 3/17 | Okla. State | | | | | | | | | | | |
| 3/19 | California | | | | | | | | | | | |
| 3/20 | California | | | | | | | | | | | |
| 3/21 | California | | | | | | | | | | | |
| 3/26 | Washington | | | | | | | | | | | |
| 3/27 | Washington | | | | | | | | | | | |
| 3/28 | Washington | | | | | | | | | | | |
| 4/2 | USC | | | | | | | | | | | |
| 4/3 | USC | | | | | | | | | | | |
| 4/4 | USC | | | | | | | | | | | |
| 4/8 | Oral Roberts | | | | | | | | | | | |
| 4/9 | Oral Roberts | | | | | | | | | | | |
| 4/10 | Oral Roberts | | | | | | | | | | | |
| 4/12 | Arizona | | | | | | | | | | | |
| 4/16 | UCLA | | | | | | | | | | | |
| 4/17 | UCLA | | | | | | | | | | | |
| 4/18 | UCLA | | | | | | | | | | | |
| 4/23 | Wash. State | | | | | | | | | | | |
| 4/24 | Wash. State | | | | | | | | | | | |
| 4/25 | Wash. State | | | | | | | | | | | |
| 4/27 | Wichita St. | | | | | | | | | | | |
| 4/28 | Wichita St. | | | | | | | | | | | |
| 5/3 | NMSU | | | | | | | | | | | |
| 5/4 | NMSU | | | | | | | | | | | |
| 5/14 | Oregon St. | | | | | | | | | | | |
| 5/15 | Oregon St. | | | | | | | | | | | |
| 5/16 | Oregon St. | | | | | | | | | | | |
| 5/18 | New Mexico | | | | | | | | | | | |
| 5/19 | NMSU | | | | | | | | | | | |
| 5/21 | Arizona | | | | | | | | | | | |
| 5/22 | Arizona | | | | | | | | | | | |
| 5/23 | Arizona | | | | | | | | | | | |
| 5/28 | Stanford | | | | | | | | | | | |
| 5/29 | Stanford | | | | | | | | | | | |
| 5/30 | Stanford | | | | | | | | | | | |

Total Number of Different Defensive Lineups: 9

Most Common Lineup by Defense: #4 (3 times)



Sun Devil Baseball 2004

Game-by-Game Capsules:

GAME 1

#10 SUN DEVILS 2, #18 Florida State 1

Feb. 6, 2004 at Packard Stadium

| | <u>1</u> | <u>2</u> | <u>3</u> | <u>4</u> | <u>5</u> | <u>6</u> | <u>7</u> | <u>8</u> | <u>9</u> | | <u>R</u> | <u>H</u> | <u>E</u> |
|-----|----------|----------|----------|----------|----------|----------|----------|----------|----------|---|----------|----------|----------|
| FSU | 0 | 0 | 1 | 0 | 0 | 0 | 0 | 0 | 0 | - | 1 | 4 | 2 |
| ASU | 0 | 0 | 0 | 0 | 0 | 0 | 0 | 0 | 2 | - | 2 | 7 | 0 |

W: Zinicola (1-0); L: Lynch (1-1); S: None

HR: None

Time: 2:50 Attendance: 3,087 Record: 1-0

HIGHLIGHTS: Junior catcher Tuffy Gosewisch drilled a two-out, two-run double with the bases loaded in the bottom of the ninth inning to give ASU a 2-1 victory over No. 18 FSU. The Devils had their NCAA record consecutive games scoring streak extended to 502 games with the clutch double and gave ASU an 26-2 record in season openers dating back to 1977. Starter Jeff Mousser and freshman reliever Zechry Zinicola combined to limit the Seminoles to only four singles and one run in the contest. Zinicola picked up the win in his collegiate debut with two shutout innings. Gosewisch was the offensive hero, going 2-for-4 with two doubles and Dustin Pedroia was 2-for-5 with a double and a stolen base.

GAME 2

#10 SUN DEVILS 10, #18 Florida State 9

Feb. 7, 2004 at Packard Stadium

| | <u>1</u> | <u>2</u> | <u>3</u> | <u>4</u> | <u>5</u> | <u>6</u> | <u>7</u> | <u>8</u> | <u>9</u> | | <u>R</u> | <u>H</u> | <u>E</u> |
|-----|----------|----------|----------|----------|----------|----------|----------|----------|----------|---|----------|----------|----------|
| FSU | 6 | 1 | 0 | 1 | 1 | 0 | 0 | 0 | 0 | - | 9 | 11 | 2 |
| ASU | 0 | 1 | 3 | 1 | 0 | 1 | 0 | 1 | 3 | - | 10 | 12 | 0 |

W: Bresnehan (1-0); L: Lynch (1-2); S: None

HR: Curtis (1)

Time: 3:08 Attendance: 3,220 Record: 2-0

HIGHLIGHTS: For the second straight game, ASU pulled off the unbelievable, scoring three runs in the bottom of the ninth inning to earn a 10-9 victory over Florida State. Freshman Colin Curtis was 3-for-5 with four RBI, a solo home run and a two-run double in the ninth that tied the game at 9-9. Classmate Joe Persichina also had three hits, including the game-winner with a single to score Curtis with two outs in the ninth. After spotting FSU a 6-0 lead after the first, ASU's pitching calmed down to limit the Seminoles to only two runs over the final six innings. Sophomore Erik Averill gave up one run in five innings and freshman Pat Bresnehan picked up the win.

GAME 3

#10 SUN DEVILS 12, #18 Florida State 6

Feb. 8, 2004 at Packard Stadium

| | 1 | 2 | 3 | 4 | 5 | 6 | 7 | 8 | 9 | | R | H | E |
|-----|---|---|---|---|---|---|---|---|---|---|----|----|---|
| FSU | 0 | 0 | 1 | 0 | 0 | 3 | 2 | 0 | 0 | - | 6 | 9 | 2 |
| ASU | 3 | 0 | 0 | 4 | 1 | 1 | 3 | 0 | x | - | 12 | 10 | 1 |

W: Urquidez (1-0); L: Sauls (0-1); S: Andes (1)

HR: None

Time: 3:29 Attendance: 3,386 Record: 3-0

HIGHLIGHTS: Sophomore Travis Buck was 3-for-3 with four RBI and starting pitcher Jason Urquidez registered nine strikeouts in five innings to lead the No. 10 Sun Devils to a series sweep over Florida State with a 12-6 win Sunday in front of 3,386 at Packard Stadium. Dustin Pedroia also added two doubles and three runs scored as the Devils earned their first ever sweep of the Seminoles and are off to a 3-0 start for the third straight year. Urquidez, a JC transfer from Central Arizona College, struck out five of the first eight batters he faced and went on to scatter six hits and allow only one run in five innings. Freshmen Josh Blake and Quentin Andes combined for eight strikeouts in the final four innings. Andes earned the save, allowing only one hit in 2.1 IP.

GAME 4

#7 SUN DEVILS 13, CS Northridge 3

Feb. 13, 2004 at Surprise Stadium

| | 1 | 2 | 3 | 4 | 5 | 6 | 7 | 8 | 9 | | R | H | E |
|------|---|---|---|---|---|---|---|---|---|---|----|----|---|
| CSUN | 0 | 1 | 1 | 0 | 0 | 0 | 1 | 0 | 0 | - | 3 | 4 | 4 |
| ASU | 1 | 0 | 0 | 1 | 0 | 1 | 3 | 7 | x | - | 13 | 13 | 3 |

W: Averill (1-0); L: Hochgesang (0-1); S: None

HR: None

Time: 3:20 Attendance: 892 Record: 4-0

HIGHLIGHTS: Junior shortstop Dustin Pedroia was 3-for-4 with a pair of doubles to lead ASU to a 13-3 victory over Cal State Northridge on Friday night in the third game of the 2004 Coca-Cola Surprise Spring Training Classic at Surprise Stadium. The Devils broke open a 3-3 game with a three-run seventh and a seven-run eighth. Colin Curtis added three hits and lefty reliever Erik Averill threw 2.2 innings of scoreless and hitless ball to pick up the victory.

GAME 5

#7 SUN DEVILS 11, Utah 0

Feb. 14, 2004 at Surprise Stadium

| | <u>1</u> | <u>2</u> | <u>3</u> | <u>4</u> | <u>5</u> | <u>6</u> | <u>7</u> | <u>8</u> | <u>9</u> | | <u>R</u> | <u>H</u> | <u>E</u> |
|------|----------|----------|----------|----------|----------|----------|----------|----------|----------|---|----------|----------|----------|
| Utah | 0 | 0 | 0 | 0 | 0 | 0 | 0 | 0 | 0 | - | 0 | 5 | 2 |
| ASU | 3 | 0 | 2 | 2 | 4 | 0 | 0 | 0 | x | - | 11 | 12 | 0 |

W: Urquidez (2-0); L: Mackay (0-1); S: None

HR: None

Time: 2:40 Attendance: 813 Record: 5-0

HIGHLIGHTS: Jason Urquidez struck out seven in six scoreless innings and junior shortstop Dustin Pedroia was 3-for-4 with two RBI to lead the No. 7 Sun Devils to a 11-0 victory over Utah in the Coca-Cola Spring Training Classic at Surprise Stadium. Urquidez improved to 2-0 on the year with six masterful innings. Pedroia extended his hitting streak to five game and has four consecutive multi-hit games after his 3-for-4 performance. Travis Buck was 2-for-2 with three runs scored and also had two walks.

GAME 6

Oklahoma 6, #7 SUN DEVILS 0

Feb. 15, 2004 at Surprise Stadium

| | <u>1</u> | <u>2</u> | <u>3</u> | <u>4</u> | <u>5</u> | <u>6</u> | <u>7</u> | <u>8</u> | <u>9</u> | | <u>R</u> | <u>H</u> | <u>E</u> |
|------|----------|----------|----------|----------|----------|----------|----------|----------|----------|---|----------|----------|----------|
| OKLA | 1 | 0 | 0 | 0 | 0 | 3 | 0 | 0 | 2 | - | 6 | 9 | 0 |
| ASU | 0 | 0 | 0 | 0 | 0 | 0 | 0 | 0 | 0 | - | 0 | 4 | 1 |

W: Purcey (1-0); L: Cassa (0-1); S: None

HR: Thornton (1)

Time: 2:41 Attendance: 1,370 Record: 5-1

HIGHLIGHTS: Oklahoma starting pitcher David Purcey allowed only one hit in seven shutout innings and combined with closer Jarod McAuliff to shut out No. 7 Arizona State for the first time in 506 games. The Sooners defeated the Sun Devils 6-0 on Sunday to close out the second annual Coca-Cola Spring Training Classic at Surprise Stadium. The Devils saw their NCAA record consecutive games scoring streak come to an end after having not been shutout since April 7, 1995 against USC. ASU had combined to go 338-167-1 during the streak, topping the previous NCAA record of 349 set by Coastal Carolina. ASU also suffered its first loss of the year to fall to 5-1.

GAME 7

#7 SUN DEVILS 10, Gonzaga 7

Feb. 16, 2004 at Packard Stadium

| | <u>1</u> | <u>2</u> | <u>3</u> | <u>4</u> | <u>5</u> | <u>6</u> | <u>7</u> | <u>8</u> | <u>9</u> | | <u>R</u> | <u>H</u> | <u>E</u> |
|-----|----------|----------|----------|----------|----------|----------|----------|----------|----------|---|----------|----------|----------|
| GU | 0 | 4 | 3 | 0 | 0 | 0 | 0 | 0 | 0 | - | 7 | 11 | 3 |
| ASU | 7 | 0 | 0 | 1 | 1 | 0 | 0 | 1 | x | - | 10 | 12 | 4 |

W: Bresnehan (2-0); L: Monroe (0-1); S: Zinicola (1)

HR: None

Time: 3:00 Attendance: 2,172 Record: 6-1

HIGHLIGHTS: Dustin Pedroia had three doubles and freshman relief pitcher Pat Bresnehan had seven strikeouts in five innings to lead the No. 7 Sun Devils to a 10-7 non-conference victory over the Gonzaga Bulldogs Monday night at Packard Stadium. Bresnehan was impressive in his fourth stint of the early season. The hard-throwing right-hander struck out seven and allowed only four hits in five shutout innings to improve to 2-0 on the season. Classmate Zechry Zinicola scattered two hits and struck out four over the final two innings to pick up his first collegiate save.

GAME 8

Lamar 5, #7 SUN DEVILS 4

Feb. 20, 2004 at Reckling Park

| | <u>1</u> | <u>2</u> | <u>3</u> | <u>4</u> | <u>5</u> | <u>6</u> | <u>7</u> | <u>8</u> | <u>9</u> | | <u>R</u> | <u>H</u> | <u>E</u> |
|-----|----------|----------|----------|----------|----------|----------|----------|----------|----------|---|----------|----------|----------|
| ASU | 2 | 1 | 0 | 0 | 0 | 0 | 0 | 1 | 0 | - | 4 | 9 | 2 |
| LU | 0 | 0 | 0 | 2 | 1 | 0 | 0 | 2 | x | - | 5 | 9 | 0 |

W: Stutes (2-0); L: Zinicola (0-1); S: None

HR: Pedroia (1)

Time: 2:32 Attendance: 3,108 Record: 6-2

HIGHLIGHTS: A two-run double by designated hitter Nick Klusaw in the bottom of the eighth inning gave the Lamar Cardinals a 5-4 victory over No. 7 Arizona State Friday afternoon at Reckling Park in the first day of the Coca-Cola Classic. ASU took a 4-3 lead after its half of the eighth, when freshman center fielder Colin Curtis stole home with two outs. Freshman closer Zechry Zinicola surrendered both runs in the eighth to take the loss and fall to 1-1 on the year. Dustin Pedroia was 3-for-5 with a solo home run for the Sun Devils in the loss.

GAME 9

#7 SUN DEVILS 7, Memphis 0

Feb. 21, 2004 at Reckling Park

| | 1 | 2 | 3 | 4 | 5 | 6 | 7 | 8 | 9 | | R | H | E |
|-----|---|---|---|---|---|---|---|---|---|---|---|---|---|
| MEM | 0 | 0 | 0 | 0 | 0 | 0 | 0 | 0 | 0 | - | 0 | 2 | 1 |
| ASU | 3 | 0 | 0 | 1 | 0 | 2 | 1 | 0 | x | - | 7 | 9 | 0 |

W: Cassa (1-1); L: Hankins (0-1); S: Blake (1)

HR: Curtis (2), Persichina (1)

Time: 2:25 Attendance: 3,405 Record: 7-2

HIGHLIGHTS: Arizona State freshman starting pitcher Pat Cassa struck out nine in six scoreless innings to life the No. 7 Sun Devils to a 7-0 victory over Memphis Saturday night in the second day of the Coca-Cola Classic at Reckling Park. Junior All-American shortstop Dustin Pedroia led the offense going 3-for-4 with two RBI and freshman Colin Curtis and Joe Persichina each hit solo home runs. Freshman left-hander Josh Blake closed out the win with three scoreless innings to pick up the save.

GAME 10

#7 SUN DEVILS 3, #1 Rice 1

Feb. 22, 2004 at Reckling Park

| | 1 | 2 | 3 | 4 | 5 | 6 | 7 | 8 | 9 | | R | H | E |
|------|---|---|---|---|---|---|---|---|---|---|---|---|---|
| ASU | 0 | 0 | 0 | 0 | 0 | 2 | 0 | 1 | 0 | - | 3 | 5 | 2 |
| Rice | 0 | 0 | 0 | 0 | 0 | 0 | 0 | 0 | 1 | - | 1 | 3 | 1 |

W: Urquidez (3-0); L: Niemann (0-1); S: None

HR: Buck (1)

Time: 2:30 Attendance: 3,604 Record: 8-2

HIGHLIGHTS: Arizona State starting pitcher Jason Urquidez threw a complete-game three-hitter as the No. 7 Sun Devils beat the No. 1 and defending national champion Rice Owls 3-1 Sunday afternoon at a rainy Reckling Park. Sophomore right fielder Travis Buck drove in all three runs for the Devils, including a two-run homer in the sixth inning that broke open a scoreless game. The Sun Devils improve to 8-2 on the year and is a perfect 4-0 against ranked opponents. Rice drops to 5-2 on the year. Urquidez limited the Owls to only three hits and the only run came with two outs in the bottom of the ninth inning. He struck out seven and walked only two to improve to 3-0 on the year.

GAME 11

#7 SUN DEVILS 4, #16 Arizona 0

Feb. 24, 2004 at Packard Stadium

| | <u>1</u> | <u>2</u> | <u>3</u> | <u>4</u> | <u>5</u> | <u>6</u> | <u>7</u> | <u>8</u> | <u>9</u> | | <u>R</u> | <u>H</u> | <u>E</u> |
|------|----------|----------|----------|----------|----------|----------|----------|----------|----------|---|----------|----------|----------|
| ARIZ | 0 | 0 | 0 | 0 | 0 | 0 | 0 | 0 | 0 | - | 0 | 3 | 2 |
| ASU | 2 | 2 | 0 | 0 | 0 | 0 | 0 | 0 | x | - | 4 | 9 | 1 |

W: Bordes (1-0); L: Guyette (1-2); S: Bresnehan (1)


HR: None

Time: 2:49 Attendance: 2,748 Record: 9-2

HIGHLIGHTS: Arizona State starting pitcher Brett Bordes had 10 strikeouts in six scoreless innings to lead the No. 7 Sun Devils to a 4-0 victory over rival No. 16 Arizona in front of 2,748 Tuesday night at Packard Stadium. With its 10th straight victory at Packard Stadium, ASU improved to 9-2 overall and is a perfect 5-0 record against ranked opponents this year. Bordes scattered three hits and three walks in a career-high six innings. He registered a career-high 10 strikeouts to pick up his second career victory. Freshman right-hander Pat Bresnehan struck out five in three scoreless innings to pick up his first save. ASU's nine-hit attack was paced by another multi-hit game from junior shortstop Dustin Pedroia. Pedroia went 3-for-4 with a pair of doubles and is now hitting .543 (25-for-46) with 10 doubles and nine multi-hit contests. Junior left fielder Jeff Larish notched his second multi-hit game of the year going 2-for-5 with an RBI. Freshman Joe Persichina gave ASU all the runs they would need with a two-out, two-run single in the bottom of the first inning.



Sun Devil Baseball 2004 -- Game by Game Statistics




AB-R-H-RBI Breakdown for Arizona State (as of Feb 24, 2004)
(All games)

| Opponent | Date | #15 ASANOVIC | #19 BOCCHI | #4 BUCK | #16 CADENA | #32 COOK | #9 CURTIS | #6 DHAENENS | #39 GOSEWISC | #11 LARISH | #17 MCKENNA | #14 MESA | #2 PEDROIA | #10 PERSICHI | #60 SCHOENBE | #20 WALSH | #37 ZINICOLA |
|----------|--------|-----------------|---------------|------------|---------------|-------------|--------------|----------------|-----------------|---------------|----------------|-------------|---------------|-----------------|-----------------|--------------|-----------------|
| FSU | Feb 06 | 4-0-1-0 | | 5-0-1-0 | 1-0-0-0 | | 3-0-0-0 | ..Def.. | 4-0-2-2 | 3-0-0-0 | | 2-0-0-0 | 5-1-2-0 | 4-0-0-0 | | 4-1-1-0 | |
| FSU | Feb 07 | 3-1-0-1 | | 4-1-0-0 | 1-0-0-0 | | 5-3-3-4 | ..Def.. | 5-0-1-1 | 4-1-2-2 | 1-1-1-0 | 2-0-0-0 | 5-1-1-0 | 4-1-3-1 | | 1-0-0-0 | 3-1-1-1 |
| FSU | Feb 08 | 5-0-1-3 | 1-0-0-0 | 3-3-3-4 | 3-1-1-1 | 1-0-0-0 | 4-0-1-2 | | 3-1-0-0 | 3-1-1-1 | 1-0-0-0 | 3-2-0-0 | 5-3-2-1 | 3-1-1-0 | | | |
| CSUN | Feb 13 | 4-1-0-1 | 4-2-2-1 | 3-0-1-2 | 1-0-0-0 | 1-1-1-2 | 4-3-3-1 | 1-1-0-0 | 4-1-1-0 | 4-1-1-0 | 1-0-0-0 | 3-1-1-0 | 4-2-3-1 | 3-0-0-1 | ..Def.. | | |
| UTAH | Feb 14 | 3-1-1-0 | 2-2-1-2 | 2-3-2-0 | 1-0-0-0 | 1-0-1-0 | 3-0-0-0 | 0-0-0-0 | 2-1-1-2 | 4-0-1-2 | 1-0-0-0 | 4-0-1-1 | 4-3-3-2 | 3-1-1-0 | 1-0-0-0 | 2-0-0-0 | 1-0-0-0 |
| OKLA | Feb 15 | 3-0-0-0 | 4-0-0-0 | 3-0-0-0 | 1-0-0-0 | 2-0-0-0 | 4-0-1-0 | 0-0-0-0 | 3-0-1-0 | 4-0-1-0 | | 1-0-0-0 | 3-0-0-0 | 1-0-1-0 | | 1-0-0-0 | |
| GU | Feb 16 | 3-0-1-0 | 4-1-1-0 | 4-1-1-0 | 1-0-0-0 | | 2-1-1-1 | ..Def.. | 4-2-2-2 | 4-0-0-1 | | 2-1-0-1 | 5-3-4-2 | 4-1-2-1 | | 1-0-0-0 | |
| LAMAR | Feb 20 | 4-0-1-0 | 3-0-0-0 | 2-1-0-0 | | 1-0-0-0 | 3-1-1-0 | 2-0-1-1 | 4-0-2-0 | 5-0-1-0 | | | 5-1-3-1 | 3-1-0-0 | | | |
| MEM | Feb 21 | ..Def.. | | 4-1-1-0 | 1-0-0-0 | | 4-1-2-2 | 1-1-0-0 | 4-1-2-0 | 5-0-0-0 | ..Def.. | 1-0-0-0 | 4-1-3-2 | 3-1-1-1 | | 2-1-0-0 | 4-0-0-1 |
| RICE | Feb 22 | | 3-0-0-0 | 3-1-1-3 | | | 4-0-1-0 | 2-1-0-0 | 4-0-0-0 | 3-0-1-0 | | | 2-1-1-0 | 3-0-0-0 | | 3-0-1-0 | |
| ARIZ | Feb 24 | | | 3-0-0-1 | | | 2-0-1-0 | | 4-0-0-0 | 5-1-2-1 | | 4-0-1-0 | 4-1-3-0 | 3-0-1-2 | | 2-1-1-0 | 3-1-0-0 |



Sun Devil Baseball 2004 -- Game by Game Statistics




IP-H-R-ER-BB-SO Breakdown for Arizona State (as of Feb 24, 2004)
(All games)

| Opponent | Date | #21 ANDES | #45 AVERILL | #41 BLAKE | #49 BORDES | #40 BRESNEHAN | #26 CASSA | #47 MAROTZ |
|---------------|--------|--------------------|---------------------|--------------------|----------------------|--------------------|---------------------|--------------------|
| Florida State | Feb 06 | | | | | | | |
| Florida State | Feb 07 | | | | | | | |
| Florida State | Feb 08 | 2.1- 1- 0- 0- 2- 4 | 5.0- 4- 1- 1- 3- 3 | | 0.2- 4- 6- 6- 3- 2* | 0.2- 0- 0- 0- 0- 0 | 2.0- 1- 1- 1- 1- 2 | 0.2- 2- 1- 1- 1- 0 |
| CS Northridge | Feb 13 | | 2.2- 0- 0- 0- 0- 3 | | | 0.0- 1- 3- 3- 3- 0 | | |
| Utah | Feb 14 | | | | | | | |
| Oklahoma | Feb 15 | 1.1- 1- 1- 1- 1- 1 | | | 2.0- 3- 2- 2- 1- 3 | 0.1- 0- 0- 0- 0- 1 | 5.1- 5- 3- 3- 1- 2* | 2.0- 1- 0- 0- 0- 3 |
| Gonzaga | Feb 16 | | 2.0- 5- 7- 5- 2- 2* | | | 5.0- 4- 0- 0- 1- 7 | | |
| Lamar | Feb 20 | | 2.2- 1- 0- 0- 0- 0 | | | | | |
| Memphis | Feb 21 | | | 3.0- 1- 0- 0- 0- 0 | | | 6.0- 1- 0- 0- 2- 9* | |
| Rice | Feb 22 | | | | | | | |
| Arizona | Feb 24 | | | | 6.0- 3- 0- 0- 3- 10* | 3.0- 0- 0- 0- 1- 5 | | |

| Opponent | Date | #35 MOUSSER | #34 URQUIDEZ | #50 WEBB | #37 ZINICOLA |
|---------------|--------|---------------------|---------------------|--------------------|--------------------|
| Florida State | Feb 06 | 7.0- 3- 1- 1- 1- 3* | | | 2.0- 1- 0- 0- 1- 2 |
| Florida State | Feb 07 | | | | |
| Florida State | Feb 08 | | 5.0- 6- 1- 1- 3- 9* | | |
| CS Northridge | Feb 13 | 6.1- 4- 3- 1- 1- 6* | | | |
| Utah | Feb 14 | | 6.0- 3- 0- 0- 2- 7* | 1.0- 1- 0- 0- 1- 1 | |
| Oklahoma | Feb 15 | | | | |
| Gonzaga | Feb 16 | | | | 2.0- 2- 0- 0- 0- 4 |
| Lamar | Feb 20 | 4.1- 6- 3- 3- 1- 3* | | | 1.0- 2- 2- 2- 1- 1 |
| Memphis | Feb 21 | | | | |
| Rice | Feb 22 | | 9.0- 3- 1- 1- 2- 7* | | |
| Arizona | Feb 24 | | | | |



Sun Devil Baseball 2004 -- Career/Season Statistics



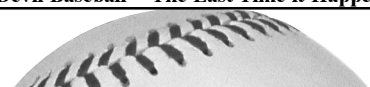
| Player | SEASON | | | | | | | | | | | | | CAREER | | | | | | | | | | | | |
|-----------------------|--------|-------|-----|----|-----|----|----|----|-----|----|-----|-----|--------|--------|---------|-----|-----|-----|----|----|----|-----|-----|-----|----|--------|
| | AVG | GP-GS | AB | R | H | 2B | 3B | HR | RBI | BB | HBP | SO | SB-ATT | AVG | GP-GS | AB | R | H | 2B | 3B | HR | RBI | BB | HBP | SO | SB-ATT |
| 2 Dustin Pedroia... | .543 | 11-11 | 46 | 17 | 25 | 10 | 0 | 1 | 9 | 8 | 0 | 0 | 2-3 | .392 | 137-137 | 579 | 151 | 227 | 57 | 5 | 6 | 106 | 68 | 11 | 32 | 10-19 |
| 9 Colin Curtis..... | .368 | 11-11 | 38 | 9 | 14 | 2 | 0 | 2 | 10 | 8 | 3 | 9 | 6-7 | .368 | 11-11 | 38 | 9 | 14 | 2 | 0 | 2 | 10 | 8 | 3 | 9 | 6-7 |
| 32 Chris Cook..... | .333 | 5-1 | 6 | 1 | 2 | 1 | 0 | 0 | 2 | 0 | 0 | 3 | 0-0 | .333 | 5-1 | 6 | 1 | 2 | 1 | 0 | 0 | 2 | 0 | 0 | 3 | 0-0 |
| 10 Joe Persichina... | .294 | 11-10 | 34 | 6 | 10 | 1 | 0 | 1 | 6 | 4 | 4 | 4 | 0-0 | .294 | 11-10 | 34 | 6 | 10 | 1 | 0 | 1 | 6 | 4 | 4 | 4 | 0-0 |
| 39 Tuffy Gosewisch.. | .293 | 11-11 | 41 | 6 | 12 | 4 | 0 | 0 | 7 | 5 | 0 | 6 | 0-1 | .295 | 100-68 | 224 | 53 | 66 | 13 | 0 | 2 | 50 | 31 | 9 | 37 | 2-3 |
| 4 Travis Buck..... | .278 | 11-11 | 36 | 11 | 10 | 3 | 0 | 1 | 10 | 14 | 2 | 8 | 2-2 | .320 | 77-76 | 275 | 70 | 88 | 16 | 3 | 5 | 56 | 49 | 13 | 36 | 14-16 |
| 17 Ryan McKenna..... | .250 | 5-1 | 4 | 1 | 1 | 1 | 0 | 0 | 0 | 1 | 0 | 2 | 0-0 | .272 | 74-31 | 136 | 29 | 37 | 5 | 1 | 1 | 23 | 26 | 4 | 29 | 4-6 |
| 11 Jeff Larish..... | .227 | 11-11 | 44 | 4 | 10 | 4 | 0 | 0 | 7 | 10 | 0 | 13 | 0-2 | .342 | 110-108 | 406 | 115 | 139 | 26 | 5 | 21 | 126 | 117 | 6 | 74 | 3-8 |
| 19 Joel Bocchi..... | .190 | 7-6 | 21 | 5 | 4 | 1 | 0 | 0 | 3 | 3 | 3 | 5 | 0-0 | .276 | 67-36 | 134 | 25 | 37 | 9 | 1 | 2 | 27 | 20 | 8 | 33 | 1-1 |
| 20 Nick Walsh..... | .188 | 8-4 | 16 | 3 | 3 | 0 | 0 | 0 | 0 | 1 | 0 | 2 | 0-0 | .286 | 149-65 | 290 | 85 | 83 | 12 | 1 | 1 | 47 | 74 | 20 | 37 | 9-15 |
| 15 Josh Asanovich... | .172 | 9-8 | 29 | 3 | 5 | 2 | 0 | 0 | 5 | 2 | 1 | 4 | 0-0 | .172 | 9-8 | 29 | 3 | 5 | 2 | 0 | 0 | 5 | 2 | 1 | 4 | 0-0 |
| 6 Seth Dhaenens.... | .167 | 9-3 | 6 | 3 | 1 | 1 | 0 | 0 | 1 | 8 | 0 | 3 | 0-1 | .167 | 9-3 | 6 | 3 | 1 | 1 | 0 | 0 | 1 | 8 | 0 | 3 | 0-1 |
| 14 Frank Mesa..... | .136 | 9-8 | 22 | 4 | 3 | 1 | 0 | 0 | 2 | 5 | 1 | 9 | 0-0 | .333 | 63-44 | 165 | 43 | 55 | 7 | 1 | 1 | 25 | 28 | 3 | 30 | 2-3 |
| 16 Nick Cadena..... | .100 | 8-1 | 10 | 1 | 1 | 0 | 0 | 0 | 1 | 0 | 0 | 3 | 1-1 | .239 | 51-20 | 109 | 17 | 26 | 3 | 0 | 6 | 30 | 8 | 1 | 27 | 2-2 |
| 37 Zechry Zinicola... | .091 | 4-2 | 11 | 2 | 1 | 0 | 0 | 0 | 2 | 2 | 1 | 4 | 0-0 | .091 | 7-2 | 11 | 2 | 1 | 0 | 0 | 0 | 2 | 2 | 1 | 4 | 0-0 |
| 60 Garrett Schoenber | .000 | 2-0 | 1 | 0 | 0 | 0 | 0 | 0 | 0 | 0 | 0 | 0 | 0-0 | .111 | 11-0 | 9 | 0 | 1 | 0 | 0 | 0 | 0 | 0 | 0 | 3 | 0-0 |
| Totals..... | .279 | 11-11 | 365 | 76 | 102 | 31 | 0 | 5 | 65 | 71 | 15 | 75 | 11-17 | | | | | | | | | | | | | |
| Opponents..... | .200 | 11-11 | 350 | 38 | 70 | 7 | 2 | 6 | 33 | 41 | 5 | 104 | 7-13 | | | | | | | | | | | | | |

(All games Sorted by Earned run avg)

| Player | ERA | W-L | APP | GS | CG | SHO/CBO | SV | IP | H | R | ER | BB | SO | ERA | W-L | APP | GS | CG | SHO/CBO | SV | IP | H | R | ER | BB | SO |
|-----------------------|------|-----|-----|----|----|---------|----|------|-----|----|----|----|-----|------|-----|-----|----|----|---------|----|------|----|----|----|----|----|
| 41 Josh Blake..... | 0.00 | 0-0 | 2 | 0 | 0 | 0/1 | 1 | 4.2 | 2 | 2 | 0 | 3 | 4 | 0.00 | 0-0 | 2 | 0 | 0 | 0/1 | 1 | 4.2 | 2 | 2 | 0 | 3 | 4 |
| 50 Travis Webb..... | 0.00 | 0-0 | 1 | 0 | 0 | 0/1 | 0 | 1.0 | 1 | 0 | 0 | 1 | 1 | 0.00 | 0-0 | 1 | 0 | 0 | 0/1 | 0 | 1.0 | 1 | 0 | 0 | 1 | 1 |
| 34 Jason Urquidez... | 0.90 | 3-0 | 3 | 3 | 1 | 0/1 | 0 | 20.0 | 12 | 2 | 2 | 7 | 23 | 0.90 | 3-0 | 3 | 3 | 1 | 0/1 | 0 | 20.0 | 12 | 2 | 2 | 7 | 23 |
| 21 Quentin Andes.... | 2.45 | 0-0 | 2 | 0 | 0 | 0/0 | 1 | 3.2 | 2 | 1 | 1 | 3 | 5 | 2.45 | 0-0 | 2 | 0 | 0 | 0/0 | 1 | 3.2 | 2 | 1 | 1 | 3 | 5 |
| 35 Jeff Mousser..... | 2.55 | 0-0 | 3 | 3 | 0 | 0/0 | 0 | 17.2 | 13 | 7 | 5 | 3 | 12 | 2.55 | 0-0 | 3 | 3 | 0 | 0/0 | 0 | 17.2 | 13 | 7 | 5 | 3 | 12 |
| 26 Pat Cassa..... | 2.70 | 1-1 | 3 | 2 | 0 | 0/1 | 0 | 13.1 | 7 | 4 | 4 | 4 | 13 | 2.70 | 1-1 | 3 | 2 | 0 | 0/1 | 0 | 13.1 | 7 | 4 | 4 | 4 | 13 |
| 40 Pat Bresnehan.... | 3.00 | 2-0 | 5 | 0 | 0 | 0/1 | 1 | 9.0 | 5 | 3 | 3 | 5 | 13 | 3.00 | 2-0 | 5 | 0 | 0 | 0/1 | 1 | 9.0 | 5 | 3 | 3 | 5 | 13 |
| 47 Ty Marotz..... | 3.38 | 0-0 | 2 | 0 | 0 | 0/1 | 0 | 2.2 | 3 | 1 | 1 | 1 | 3 | 3.38 | 0-0 | 2 | 0 | 0 | 0/1 | 0 | 2.2 | 3 | 1 | 1 | 1 | 3 |
| 37 Zechry Zinicola... | 3.60 | 1-1 | 3 | 0 | 0 | 0/0 | 1 | 5.0 | 5 | 2 | 2 | 2 | 7 | 3.60 | 1-1 | 3 | 0 | 0 | 0/0 | 1 | 5.0 | 5 | 2 | 2 | 2 | 7 |
| 45 Erik Averill..... | 4.38 | 1-0 | 4 | 1 | 0 | 0/0 | 0 | 12.1 | 10 | 8 | 6 | 5 | 8 | 3.75 | 9-2 | 24 | 16 | 0 | 0/3 | 0 | 98.1 | 97 | 49 | 41 | 24 | 69 |
| 49 Brett Bordes..... | 8.31 | 1-0 | 3 | 2 | 0 | 0/1 | 0 | 8.2 | 10 | 8 | 8 | 7 | 15 | 4.42 | 2-1 | 30 | 2 | 0 | 0/3 | 0 | 36.2 | 31 | 20 | 18 | 35 | 42 |
| Totals..... | 2.94 | 9-2 | 11 | 11 | 1 | 3/3 | 4 | 98.0 | 70 | 38 | 32 | 41 | 104 | | | | | | | | | | | | | |
| Opponents..... | 5.75 | 2-9 | 11 | 11 | 0 | 1/1 | 0 | 92.1 | 102 | 76 | 59 | 71 | 75 | | | | | | | | | | | | | |



Sun Devil Baseball 2004



Last Time it Happened in Sun Devil Baseball...

(Through 11 Games of 2004 Season)

Hitting Categories:

A SUN DEVIL HIT A GRAND SLAM: Jeremy West and Steve Garrabrants, May 25, 2003 vs. Arizona (Packard Stadium)
HIT A WALK-OFF HOME RUN: Jeremy West, April 26, 2003 vs. Washington State (2-Run HR in 10th inning)
A SUN DEVIL LED OFF A GAME WITH A HR: Dustin Pedroia, Feb. 20, 2004 vs. Lamar (3-2 count at Reckling Park)
A SUN DEVIL HIT FOR THE CYCLE: Travis Buck, March 7, 2003 vs. Southern Utah (19-0 win)
THE DEVILS HIT FOR THE CYCLE TO OPEN A GAME: April 27, 2003 vs. Washington State in first inning (HR/2B/1B/3B)
THE DEVILS HIT BACK-TO-BACK HOME RUNS: Steve Garrabrants and Andre Ethier, May 25, 2003 vs. Arizona (7th Inning)
A SUN DEVIL HIT TWO HOME RUNS IN ONE GAME: Andre Ethier, May 15, 2003 vs. Arizona
A SUN DEVIL HIT THREE HOME RUNS IN A GAME: Jeremy West, April 27, 2003 vs. Washington State
A SUN DEVIL HAD 5 HITS IN A GAME: Jeremy West, April 27, 2003 vs. Washington State (5-for-7, 3 HR)
A SUN DEVIL HAD 6 HITS IN A GAME: Nick Walsh, April 27, 2003 vs. Washington State (6-for-6, 7 RBI, 3 2B)
A SUN DEVIL HAD 7 HITS IN A GAME: Jerry Mantlo, Feb. 6, 1972, vs. Michigan
A SUN DEVIL HAD 3 DOUBLES IN A GAME: Dustin Pedroia, Feb. 16, 2004 vs. Gonzaga
A SUN DEVIL HAD 4 DOUBLES IN A GAME: Jeff Larish, May 25, 2003 vs. Arizona
A SUN DEVIL HIT 2 TRIPLES IN A GAME: Mel Stocker, May 13, 2000, vs. Washington (Packard Stadium)
A SUN DEVIL HAD 7 RBI IN A GAME: Nick Walsh, April 27, 2003 vs. Washington State
A SUN DEVIL HAD 8 RBI IN A GAME: Jeremy West, May 15, 2002 vs. Portland (Hohokam Park)
A SUN DEVIL HAD 9 RBI IN A GAME: Jeremy West, April 27, 2003 vs. Washington State
A SUN DEVIL STOLE 4 BASES IN A GAME: Mel Stocker, Feb. 1, 2001, vs. Southern Utah (Packard Stadium)
A SUN DEVIL STRAIGHT STEAL OF HOME: Colin Curtis, Feb. 20, 2004 vs. Lamar (Reckling Park, Houston, Texas, 8th inning)
A SUN DEVIL STRUCK OUT FOUR OR MORE TIMES IN A GAME: Casey Myers, April 29, 2000, at USC (Dedeaux Field)
A SUN DEVIL WALKED FOUR TIMES IN A GAME: Jeremy West, March 15, 2003 vs. Oklahoma (3 intentional)
A SUN DEVIL HITTER STRANDED SIX RUNNERS ON BASE: Andre Ethier (6), February 17, 2003 vs. Gonzaga
A SUN DEVIL RECORDED 13 TOTAL BASES: Jeremy West (14), April 27, 2003 vs. Washington State (3 HR, 2 1B)
A SUN DEVIL HAD TWO SAC BUNTS IN A GAME: Mike Lopez, May 12, 2001 at Washington (11-6 win in 10 innings)
A SUN DEVIL SCORED FIVE RUNS IN A GAME: Nick Walsh, April 27, 2003 vs. Washington State
A SUN DEVIL WAS HIT BY PITCHES TWO OR MORE TIMES: Travis Buck (2), April 25, 2003 vs. Washington State
AN OPPONENT HIT TWO HOME RUNS IN ONE GAME: Chad Boudon (Washington), May 19, 2003 at Husky Ballpark

Pitching Categories:

A SUN DEVIL PITCHER THREW A NO-HITTER: Kevin Rawitzer, March 2, 1993, vs. Southern Utah (ASU 7, SUU 0)
A SUN DEVIL PITCHER THREW A PERFECT GAME: Eddie Bane, March 2, 1973, vs. Cal State Northridge (ASU 9, CSUN 0)
A SUN DEVIL PITCHER THREW A ONE-HITTER: Drew Friedberg, Jan. 24, 1999, vs. Hawaii-Hilo (ASU 10, Hilo 0)
A SUN DEVIL PITCHER THREW A TWO-HITTER: Will Waldrip, Jan. 23, 1999, vs. Hawaii-Hilo (ASU 3, Hilo 0)
ARIZONA STATE WAS NO-HIT: Phil Keller (Stanford), March 23, 1970 (Stanford 1, ASU 0)
ARIZONA STATE WAS ONE-HIT: Alan Dunn/Tim Meacham (Alabama), June 10, 1983 (Alabama 6, ASU 0)
A SUN DEVIL PITCHER THREW A COMPLETE GAME: Jason Urquidez, Feb. 22, 2004 (3-1 win over #1 Rice)
A SUN DEVIL PITCHER THREW BACK-TO-BACK COMPLETE GAMES: Robbie McClellan (3/2, 3/8, 2002)
AN OPPOSING PITCHER THREW A COMPLETE GAME: Mark Romanczuk (Stanford), March 24, 2003 (4-2 Stanford Win)
THE SUN DEVILS SHUT OUT AN OPPONENT (1 OR MORE PITCHERS): Arizona, Feb. 24, 2004 (3 times in 2004)
THE SUN DEVILS WERE SHUT OUT: Oklahoma (David Purcey/Jarod McAuliff), Feb. 15, 2004 (Oklahoma 6, ASU 0) -
A SUN DEVIL STRUCK OUT 10 OR MORE BATTERS IN A GAME: Brett Bordes (10), Feb. 24, 2004 vs. #16 Arizona
A SUN DEVIL STRUCK OUT 15 OR MORE BATTERS IN A GAME: Mike Esposito (17), March 29, 2002 vs. UW
AN OPPOSING PITCHER STRUCK OUT 10 OR MORE SUN DEVILS: Rik Currier, USC, (11), April 28, 2000
THE SUN DEVIL PITCHING STAFF DID NOT WALK A BATTER: Grand Canyon, April 7, 2003 at Packard Stadium
A SUN DEVIL PITCHER RECORDED 10 WINS IN A SEASON: Beau Vaughan (2003) -- 10-6
A SUN DEVIL PITCHER HIT THREE BATTERS IN A GAME: Erik Averill (4), March 29, 2003 at USC (Dedeaux Field)

Fielding Categories:

THE SUN DEVILS HAD NO ERRORS IN A GAME: Feb. 21, 2004 vs. Memphis (7-0 win at Reckling Park) - 4 times in 2004.
THE SUN DEVILS COMMITTED FIVE ERRORS IN A GAME: April 17, 2001 at New Mexico State (19-16 loss)
A SUN DEVIL COMMITTED THREE OR MORE ERRORS IN A GAME: Joel Bocchi, Mar. 29, 2002 vs. Washington (3)
A SUN DEVIL HAD 15 OR MORE PUTOUTS IN A GAME: Jeremy West, Apr. 12, 2002 at UCLA (Jackie Robinson Stadium)
A SUN DEVIL HAD 20 OR MORE PUTOUTS IN A GAME: Jeff Phelps (21), March 6, 1999, vs. Stanford
A SUN DEVIL HAD EIGHT OR MORE ASSISTS IN A GAME: Dennis Wyrick (SS), Feb. 6, 2000, vs. Florida State
THE SUN DEVILS TURNED FIVE DOUBLE PLAYS IN A GAME: May 7, 1999, vs. Washington (Husky Ballpark)

Scoring and Misc. Categories:

THE SUN DEVILS RECORDED 20 OR MORE HITS: 24, April 27, 2003 vs. Washington State (25-0 win at Packard Stadium)
THE SUN DEVILS RECORDED 20 HITS IN BACK-TO-BACK GAMES: WSU/UCLA, April 17, 25, 2003 (21 and 21)
THE SUN DEVILS SCORED 20 OR MORE RUNS: 25, April 27, 2003 vs. Washington State (25-0 win at Packard Stadium)
THE SUN DEVILS SCORED 30 OR MORE RUNS: 32, March 4, 2000, vs. Arizona (Packard Stadium)
THE SUN DEVILS SCORED 10 OR MORE RUNS IN AN INNING: (12 - 9th) New Mexico State, May 31, 2003 (15-0 win)
THE SUN DEVILS LEFT 15 OR MORE RUNNERS ON BASE: Florida State (15) -- 12-6 win at Packard Stadium.
ASU SWEEP A THREE-GAME PAC-10 SERIES: Arizona, May 23-25, 2003 (5-2, 16-0, 15-2)
ASU WAS SWEEP IN A PAC-10 SERIES: at UCLA, April 16-18, 1999 (11-10 L, 9-3 L, 8-6 L)
ASU WAS SWEEP IN A PAC-10 SERIES AT HOME: vs. USC, March 27-29, 1997 at Packard Stadium (12-7 L, 15-4 L, 11-7 L)
THE SUN DEVILS PLAYED BACK-TO-BACK EXTRA-INNING GAMES: March 22-23 vs. Stanford at Packard Stadium





Arizona State Sun Devil Baseball

2004 Roster

Position Roster (34)

| <u>PITCHERS</u> | <u>POS</u> | <u>B/T</u> | <u>HT</u> | <u>WT</u> | <u>YR/EXP</u> | <u>Hometown (High School/Last School)</u> |
|---------------------|------------|------------|-----------|-----------|---------------|---|
| 21 Andes, Quentin | RHP | R/R | 6-2 | 194 | Fr./HS | Albuquerque, NM (Cibola) |
| 26 Cassa, Pat | LHP/OF | L/L | 5-10 | 160 | Fr./HS | Cypress, Calif. (Kennedy) |
| 34 Urquidez, Jason | RHP | R/R | 6-1 | 165 | Jr./TR | Simi Valley, Calif. (Central Arizona CC) |
| 35 Mousser, Jeff | RHP | R/R | 6-2 | 215 | Sr./TR | Tempe, Ariz. (Marcos de Niza/BYU) |
| 37 Zinicola, Zechry | RHP/DH | R/R | 6-1 | 205 | Fr./HS | San Bernadino, Calif. (Arlington) |
| 38 Hall, Ladd | RHP | R/R | 6-3 | 205 | Jr./TR | Hereford, Ariz. (Eastern Arizona CC) |
| 40 Bresnehan, Pat | RHP | R/R | 6-1 | 205 | Fr./HS | Sherborn, Mass. (Dover Sherborn) |
| 41 Blake, Josh | LHP | L/L | 6-4 | 195 | Fr./HS | Overland Park, Kan. (Blue Valley West) |
| 45 Averill, Erik | LHP | L/L | 6-2 | 190 | So./1V | Orange, Calif. (Villa Park) |
| 47 Marotz, Ty | RHP | R/R | 6-2 | 200 | Jr./TR* | Crystal Lake, Ill. (Mesa CC) |
| 49 Bordes, Brett | LHP | L/L | 5-10 | 175 | So./1V | Mesa, Ariz. (Dobson) |
| 50 Webb, Travis | LHP/DH | L/L | 6-4 | 200 | Fr./HS | Spokane, Wash. (Lewis & Clark HS) |

| <u>CATCHERS</u> | <u>POS</u> | <u>B/T</u> | <u>HT</u> | <u>WT</u> | <u>YR/EXP</u> | <u>Hometown (High School/Last School)</u> |
|--------------------------|------------|------------|-----------|-----------|---------------|---|
| 5 Walker, Brian | C | L/R | 6-0 | 195 | Fr./HS | Tulsa, Okla. (Union) |
| 19 Bocchi, Joel | C | R/R | 5-11 | 190 | Jr./2V | Phoenix, Ariz. (Desert Vista) |
| 39 Gosewisch, Tuffy | C | R/R | 5-10 | 185 | Jr./2V | Scottsdale, Ariz. (Horizon) |
| 60 Schoenberger, Garrett | C | R/R | 5-11 | 195 | Jr./2V* | Juneau, Alaska (Juneau-Douglas) |

| <u>INFIELDERS</u> | <u>POS</u> | <u>B/T</u> | <u>HT</u> | <u>WT</u> | <u>YR/EXP</u> | <u>Hometown (High School/Last School)</u> |
|--------------------|------------|------------|-----------|-----------|---------------|---|
| 2 Pedroia, Dustin | SS | R/R | 5-8 | 180 | Jr./2V | Woodland, Calif. (Woodland) |
| 3 Landry, Jeff | INF | R/R | 5-9 | 170 | Fr./HS | Walnut Creek, Calif. (Clayton Valley) |
| 6 Dhaenens, Seth | INF | L/R | 6-1 | 175 | Fr./RS* | Chandler, Ariz. (Mountain Pointe) |
| 10 Persichina, Joe | INF | L/R | 6-0 | 180 | Fr./HS | Rolling Hills Estates, Calif. (Peninsula) |
| 14 Mesa, Frank | INF | L/R | 6-0 | 195 | Jr./1V | Yuma, Ariz. (Kofa/Arizona Western) |
| 15 Asanovich, Josh | INF | R/R | 6-0 | 190 | Jr./TR | Gold Canyon, Ariz. (Central Arizona CC) |
| 20 Walsh, Nick | 2B | L/R | 5-7 | 176 | Sr./3V* | Alamo, Calif. (De la Salle) |
| 23 Henne, Matt | 1B | L/R | 6-1 | 200 | Fr./HS | Scottsdale, Ariz. (Paradise Valley) |
| 27 Holiday, Taylor | UTL | R/R | 5-11 | 170 | Fr./HS | Laguna Niguel, Calif. (Mission Viejo) |
| 32 Cook, Chris | 1B | R/R | 6-5 | 215 | Jr./TR | Mesa, Ariz. (Mesa CC) |

| <u>OUTFIELDERS</u> | <u>POS</u> | <u>B/T</u> | <u>HT</u> | <u>WT</u> | <u>YR/EXP</u> | <u>Hometown (High School/Last School)</u> |
|--------------------|------------|------------|-----------|-----------|---------------|---|
| 4 Buck, Travis | OF | L/R | 6-3 | 210 | So./1V | Richland, Wash. (Richland) |
| 9 Curtis, Colin | OF | L/L | 6-0 | 190 | Fr./HS | Issaquah, Wash. (Issaquah) |
| 11 Larish, Jeff | OF/1B | L/R | 6-2 | 195 | Jr./2V | Tempe, Ariz. (McClintock) |
| 12 Laguna, Rocky | OF | L/R | 5-11 | 185 | Fr./HS | Yuma, Ariz. (Kofa) |
| 16 Cadena, Nick | OF/1B | R/R | 6-1 | 200 | So./1V* | Glendale, Ariz. (Apollo) |
| 17 McKenna, Ryan | OF | L/R | 5-10 | 175 | Jr./2V* | Elgin, Ill. (Larkin) |
| 25 Williams, Eric | OF | S/L | 5-10 | 170 | Fr./HS | Carmel, NY (Trinity-Pawling) |
| 51 Cosentino, Joe | OF | R/R | 5-11 | 185 | Jr./TR | Henderson, Nev. (Phoenix College) |

* - Has utilized redshirt year

^ - will redshirt in 2004

Head Coach: 7 Pat Murphy (10th year)

Assistant Coaches: 62 Jay J. Sferra (9th year), 66 Mike Rooney (6th year), 29 Chris Sinacori (3rd year)

Director of Baseball Operations: Graham Rossini (5th year)

Operations and Recruiting Assistant: Steve Kirkman (6th year)

Undergraduate Assistant: Carlos Arguello (1st year)

Manager: Graham Ferguson (1st year)

Office Assistant: Sammie Nakama (2nd year)

Sports Medicine: Kenny McCarty (7th year)

Media Relations: Jeff Evans (4th year)

Numerical

| | |
|----|-------------------------|
| 2 | Dustin Pedroia, SS |
| 3 | Jeff Landry, INF |
| 4 | Travis Buck, OF |
| 5 | Brian Walker, C |
| 6 | Seth Dhaenens, INF |
| 9 | Colin Curtis, OF |
| 10 | Joe Persichina, INF |
| 11 | Jeff Larish, OF/1B |
| 12 | Rocky Laguna, OF |
| 14 | Frank Mesa, INF |
| 15 | Josh Asanovich, INF |
| 16 | Nick Cadena, OF/1B |
| 17 | Ryan McKenna, OF |
| 19 | Joel Bocchi, C |
| 20 | Nick Walsh, 2B |
| 21 | Quentin Andes, RHP |
| 23 | Matt Henne, 1B |
| 25 | Eric Williams, OF |
| 26 | Pat Cassa, LHP/OF |
| 27 | Taylor Holiday, UTL |
| 32 | Chris Cook, 1B |
| 34 | Jason Urquidez, RHP |
| 35 | Jeff Mousser, RHP |
| 37 | Zechry Zinicola, RHP/DH |
| 38 | Ladd Hall, RHP |
| 39 | Tuffy Gosewisch, C |
| 40 | Pat Bresnehan, RHP |
| 41 | Josh Blake, LHP |
| 45 | Erik Averill, LHP |
| 47 | Ty Marotz, RHP |
| 49 | Brett Bordes, LHP |
| 50 | Travis Webb, LHP/DH |
| 51 | Joe Cosentino, OF |
| 60 | Garrett Schoenberger, C |

By Position

| | |
|-------------|----|
| Catchers | 4 |
| Pitchers | 12 |
| Infielders | 11 |
| Outfielders | 9 |

*players with multi-positions included

By Class

| | |
|------------|----|
| Seniors | 2 |
| Juniors | 13 |
| Sophomores | 4 |
| Freshmen | 15 |

By State

| | |
|---------------|----|
| Arizona | 13 |
| California | 9 |
| Washington | 3 |
| Illinois | 2 |
| Alaska | 1 |
| New Mexico | 1 |
| Nevada | 1 |
| Oklahoma | 1 |
| Kansas | 1 |
| Massachusetts | 1 |
| New York | 1 |

Batting

| | |
|----------|----|
| Righties | 17 |
| Lefties | 16 |
| Switch | 1 |

Pitching

| | |
|----------|---|
| Righties | 7 |
| Lefties | 5 |

